

Virtual Memory II

TLB Recap

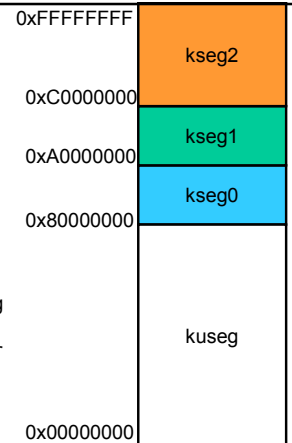
- Fast associative cache of page table entries
 - Contains a subset of the page table
 - What happens if required entry for translation is not present (a *TLB miss*)?

TLB Recap

- TLB may or may not be under OS control
 - Hardware-loaded TLB
 - On miss, hardware performs PT lookup and reloads TLB
 - Example: Pentium
 - Software-loaded TLB
 - On miss, hardware generates a TLB miss exception, and exception handler reloads TLB
 - Example: MIPS

R3000 TLB Handling

- TLB refill is handled by software
 - An exception handler
- TLB refill exceptions accessing *kuseg* are expected to be frequent
 - CPU optimised for handling *kuseg* TLB refills by having a special exception handler just for TLB refills



Exception Vectors

Program address	"segment"	Physical Address	Description
0x8000 0000	kseg0	0x0000 0000	TLB miss on <i>kuseg</i> reference only.
0x8000 0080	kseg0	0x0000 0080	All other exceptions.
0xbfc0 0100	kseg1	0x1fc0 0100	Uncached alternative <i>kuseg</i> TLB miss entry point (used if <i>SR</i> bit BEV set).
0xbfc0 0180	kseg1	0x1fc0 0180	Alternative for all other exceptions, used if <i>SR</i> bit BEV set.
0xbfc0 0000	kseg1	0x1fc0 0000	Special exception vector for <i>kuseg</i> TLB refills.

Table 4.1. Reset and exception vectors for R30xx family

Special exception vector for *kuseg* TLB refills

Special Exception Vector

- Can be optimised for TLB refill only
 - Does not need to check the exception type
 - Does not need to save any registers
 - It uses a specialised assembly routine that only uses *k0* and *k1*.
 - Does not check if PTE exists
 - Assumes virtual linear array

```

• An example routine
mfc0 k1,C0_CONTEXT
mfc0 k0,C0_EPC # mfc0 delay
                # slot
lw k1,0(k1) # may double
                # fault (k0 = orig EPC)
nop
mtc0 k1,C0_ENTRYLO
nop
tlbwr
jr k0
rfe
    
```

MIPS VM Related Exceptions

- TLB refill
 - Handled via special exception vector
 - Needs to be very fast
- Others handled by the general exception vector
 - **TLB Mod**
 - TLB modify exception, attempt to write to a read-only page
 - **TLB Load**
 - Attempt to load from a page with an invalid translation
 - **TLB Store**
 - Attempt to store to a page with an invalid translation
- Note: these can be slower as they are mostly either caused by an error, or non-resident page.
 - We never optimise for errors, and page-loads from disk dominate the fault resolution cost.

c0 Registers

- **c0_EPC**
 - The address of where to restart after the exception
- **c0_status**
 - Kernel/User Mode bits, Interrupt control
- **c0_cause**
 - What caused the exception
- **c0_badvaddr**
 - The address of the fault

The TLB and EntryHi,EntryLo

c0_EntryHi
c0_EntryLo

TLB

c0 Registers
Used to read
and write
individual TLB
entries

Each TLB entry
contains

- EntryHi to match page# and ASID
- EntryLo which contains frame# and protection

EntryHi	EntryLo
EntryHi	EntryLo
EntryHi	EntryLo
EntryHi	EntryLo
EntryHi	EntryLo
EntryHi	EntryLo
EntryHi	EntryLo
EntryHi	EntryLo

c0 Registers

31 12 11 6 5 0

VPN	ASID	0
-----	------	---

EntryHi Register (TLB key fields)

31 12 11 10 9 8 7 0

PFN	N	D	V	G	0
-----	---	---	---	---	---

EntryLo Register (TLB data fields)

- N = Not cacheable
- D = Dirty = Write protect
- G = Global (ignore ASID in lookup)
- V = valid bit
- 64 TLB entries
- Accessed via software through Coprocessor 0 registers
 - EntryHi and EntryLo

c0 Index Register

- Used as an index to TLB entries
 - Single TLB entries are manipulated/viewed through EntryHi and EntryLo0
 - Index register specifies which TLB entry to change/view

Special TLB management Instructions

- **TLBR**
 - TLB read
 - EntryHi and EntryLo are loaded from the entry pointer to by the index register.
- **TLBP**
 - TLB probe
 - Set EntryHi to the entry you wish to match, index register is loaded with the index to the matching entry
- **TLBWR**
 - Write EntryHi and EntryLo to a pseudo-random location in the TLB
- **TLBWI**
 - Write EntryHi and EntryLo to the location in the TLB pointed to by the Index register.

Cooprocessor 0 registers on a refill exception

`c0.EPC` ← PC
`c0.cause.ExcCode` ← TLBL ; if read fault
`c0.cause.ExcCode` ← TLBS ; if write fault
`c0.BadVaddr` ← faulting address
`c0.EntryHi.VPN` ← faulting address
`c0.status` ← kernel mode, interrupts disabled.
`c0.PC` ← 0x8000 0000

Outline of TLB miss handling

- Software does:
 - Look up PTE corresponding to the faulting address
 - If found:
 - load `c0_EntryLo` with translation
 - load TLB using TLBWR instructions
 - return from exception
 - Else, page fault
- The TLB entry (i.e. `c0_EntryLo`) can be:
 - created on the fly, or
 - stored completely in the right format in page table
 - more efficient

OS/161 Refill Handler

- After switch to kernel stack, it simply calls the common exception handler
 - Stacks all registers
 - Can (and does) call 'C' code
 - Unoptimised
 - Goal is ease of kernel programming, not efficiency
- Does not have a page table
 - It uses the 64 TLB entries and then panics when it runs out.
 - Only support 256K user-level address space

Demand Paging/Segmentation

- With VM, only parts of the program image need to be resident in memory for execution.
- Can swap presently unused pages/segments to disk
- Reload non-resident pages/segment *on demand*.
 - Reload is triggered by a page or segment fault
 - Faulting process is blocked and another scheduled
 - When page/segment is resident, faulting process is restarted
 - May require freeing up memory first
 - Replace current resident page/segment
 - How determine replacement "victim"?
 - If victim is unmodified ("clean") can simply discard it
 - This is reason for maintaining a "dirty" bit in the PT

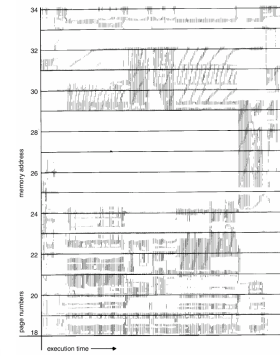
- Why does demand paging/segmentation work?
 - Program executes at full speed only when accessing the resident set.
 - TLB misses introduce delays of several microseconds
 - Page/segment faults introduce delays of several milliseconds
 - Why do it?
- Answer
 - Less physical memory required per process
 - Can fit more processes in memory
 - Improved chance of finding a runnable one
 - Principle of locality

Principle of Locality

- An important observation comes from empirical studies of the properties of programs.
 - Programs tend to reuse data and instructions they have used recently.
 - 90/10 rule
 - "A program spends 90% of its time in 10% of its code"
- We can exploit this locality of references
- An implication of locality is that we can reasonably predict what instructions and data a program will use in the near future based on its accesses in the recent past.

- **Two different types** of locality have been observed:
 - **Temporal locality**: states that recently accessed items are likely to be accessed in the near future.
 - **Spatial locality**: says that items whose addresses are near one another tend to be referenced close together in time.

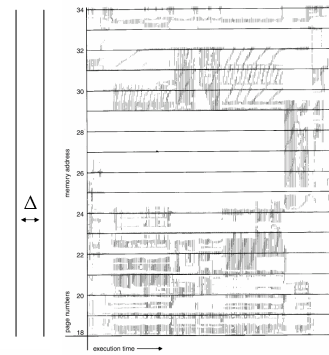
Locality In A Memory-Reference Pattern



Working Set

- The pages/segments required by an application in a time window (Δ) is called its memory **working set**.
- Working set is an approximation of a programs' locality
 - if Δ too small will not encompass entire locality.
 - if Δ too large will encompass several localities.
 - if $\Delta = \infty \Rightarrow$ will encompass entire program.
 - Δ 's size is an application specific tradeoff
- System should keep resident at least a process's working set
 - Process executes while it remains in its working set
- Working set tends to change gradually
 - Get only a few page/segment faults during a time window
 - Possible to make intelligent guesses about which pieces will be needed in the future
 - May be able to pre-fetch page/segments

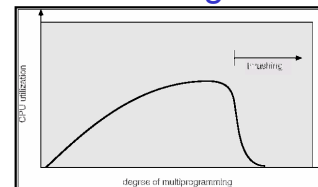
Working Set Model



Thrashing

- CPU utilisation tends to increase with the degree of multiprogramming
 - number of processes in system
- Higher degrees of multiprogramming – less memory available per process
- Some process's working sets may no longer fit in RAM
 - Implies an increasing page fault rate
- Eventually many processes have insufficient memory
 - Can't always find a runnable process
 - Decreasing CPU utilisation
 - System become I/O limited
- This is called **thrashing**.

Thrashing



- Why does thrashing occur?
 Σ working set sizes > total physical memory size

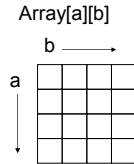
Recovery From Thrashing

- In the presence of increasing page fault frequency and decreasing CPU utilisation
 - Suspend a few processes to reduce degree of multiprogramming
 - Resident pages of suspended processes will migrate to backing store
 - More physical memory becomes available
 - Less faults, faster progress for runnable processes
 - Resume suspended processes later when memory pressure eases

What is the difference?

```

/* reset array */
int array[10000][10000];
int i,j;
for (i = 0; i < 10000; i++) {
    for (j = 0; j < 10000; j++) {
        array[i][j] = 0;
        /* array[j][i] = 0 */
    }
}
    
```



VM Management Policies

- Operation and performance of VM system is dependent on a number of policies:
 - Page table format (may be dictated by hardware)
 - Multi-level
 - Hashed
 - Page size (may be dictated by hardware)
 - Fetch Policy
 - Replacement policy
 - Resident set size
 - Minimum allocation
 - Local versus global allocation
 - Page cleaning policy
 - Degree of multiprogramming

Page Size

Increasing page size

- ✗ Increases internal fragmentation
 - reduces adaptability to working set size
- ✓ Decreases number of pages
 - Reduces size of page tables
- ✓ Increases TLB coverage
 - Reduces number of TLB misses
- ✗ Increases page fault latency
 - Need to read more from disk before restarting process
- ✓ Increases swapping I/O throughput
 - Small I/O are dominated by seek/rotation delays
- Optimal page size is a (work-load dependent) trade-off.

Atlas	512 words (48-bit)
Honeywell/Multics	1K words (36-bit)
IBM 370/XA	4K bytes
DEC VAX	512 bytes
IBM AS/400	512 bytes
Intel Pentium	4K and 4M bytes
ARM	4K and 64K bytes
MIPS R4000	4k – 16M bytes in powers of 4
DEC Alpha	8K – 4M bytes in powers of 8
UltraSPARC	8K – 4M bytes in powers of 8
PowerPC	4K bytes + "blocks"
Intel IA-64	4K – 256M bytes in powers of 4

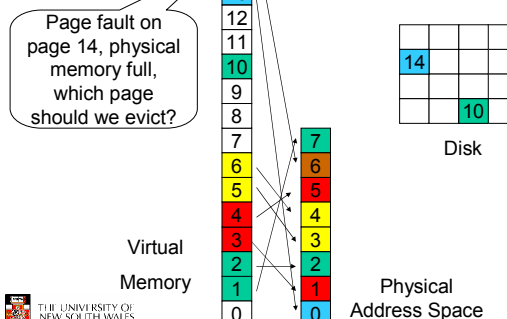
Page Size

- Multiple page sizes provide flexibility to optimise the use of the TLB
- Example:
 - Large page sizes can be use for code
 - Small page size for thread stacks
- Most operating systems support only a single page size
 - Dealing with multiple page sizes is hard!

Fetch Policy

- Determines *when* a page should be brought into memory
 - *Demand paging* only loads pages in response to page faults
 - Many page faults when a process first starts
 - *Pre-paging* brings in more pages than needed at the moment
 - Improves I/O performance by reading in larger chunks
 - Pre-fetch when disk is idle
 - Wastes I/O bandwidth if pre-fetched pages aren't used
 - Especially bad if we eject pages in working set in order to pre-fetch unused pages.
 - Hard to get right in practice.

Replacement Policy



Replacement Policy

- Which page is chosen to be tossed out?
 - Page removed should be the page least likely to be references in the near future
 - Most policies attempt to predict the future behaviour on the basis of past behaviour
- Constraint: locked frames
 - Kernel code
 - Main kernel data structure
 - I/O buffers
 - Performance-critical user-pages (e.g. for DBMS)
- Frame table has a *lock* bit

Optimal Replacement policy

- Toss the page that won't be used for the longest time
- Impossible to implement
- Only good as a theoretic reference point:
 - The closer a practical algorithm gets to *optimal*, the better
- Example:
 - Reference string: 1, 2, 3, 4, 1, 2, 5, 1, 2, 3, 4, 5
 - Four frames
 - How many page faults?

FIFO Replacement Policy

- First-in, first-out: Toss the oldest page
 - Easy to implement
 - Age of a page is isn't necessarily related to usage
- Example:
 - Reference string: 1,2,3,4,1,2,5,1,2,3,4,5
 - Four frames
 - How many page faults?
 - Three frames?

Belady's Anomaly


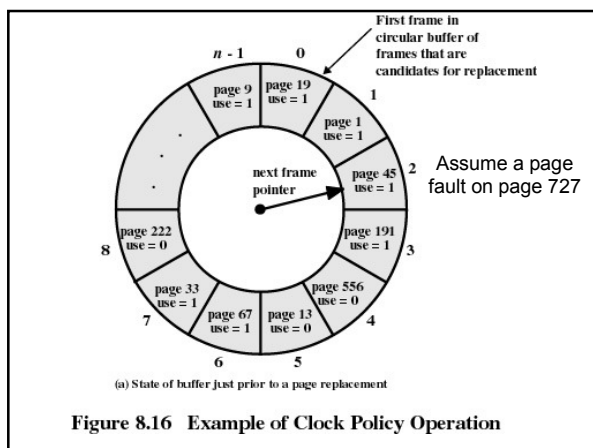
- More frames does not imply fewer page faults

Least Recently Used (LRU)

- Toss the least recently used page
 - Assumes that page that has not been referenced for a long time is unlikely to be referenced in the near future
 - Will work if locality holds
 - Implementation requires a time stamp to be kept for each page, updated **on every reference**
 - Impossible to implement efficiently
 - Most practical algorithms are approximations of LRU

Clock Page Replacement

- Clock policy, also called *second chance*
 - Employs a *usage* or *reference* bit in the frame table.
 - Set to *one* when page is used
 - While scanning for a victim, reset all the reference bits
 - Toss the first page with a zero reference bit.



Issue

- How do we know when a page is referenced?
- Use the valid bit in the PTE:
 - When a page is mapped (valid bit set), set the reference bit
 - When resetting the reference bit, invalidate the PTE entry
 - On page fault
 - Turn on valid bit in PTE
 - Turn on reference bit
- We thus simulate a reference bit in software

Performance

- It terms of selecting the most appropriate replacement, they rank as follows
 1. Optimal
 2. LRU
 3. Clock
 4. FIFO
 - Note there are other algorithms (Working Set, WSclock, Ageing, NFU, NRU)
 - We don't expect you to know them in this course

Resident Set Size

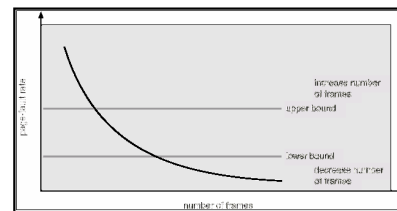
- How many frames should each process have?
 - *Fixed Allocation*
 - Gives a process a fixed number of pages within which to execute.
 - When a page fault occurs, one of the pages of that process must be replaced.
 - Achieving high utilisation is an issue.
 - Some processes have high fault rate while others don't use their allocation.
 - *Variable Allocation*
 - Number of pages allocated to a process varies over the lifetime of the process

- Variable Allocation, Global Scope
 - Easiest to implement
 - Adopted by many operating systems
 - Operating system keeps global list of free frames
 - Free frame is added to resident set of process when a page fault occurs
 - If no free frame, replaces one from any process

Variable Allocation, Local Scope

- Allocate number of page frames to a new process based on
 - Application type
 - Program request
 - Other criteria (priority)
- When a page fault occurs, select a page from among the resident set of the process that suffers the page fault
- *Re-evaluate allocation from time to time!*

Page-Fault Frequency Scheme



- Establish “acceptable” page-fault rate.
 - If actual rate too low, process loses frame.
 - If actual rate too high, process gains frame.

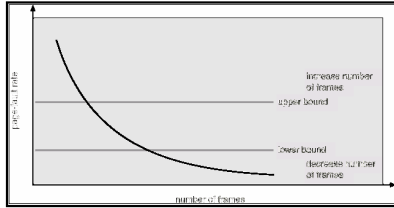
Cleaning Policy

- Observation
 - Clean pages are much cheaper to replace than dirty pages
- Demand cleaning
 - A page is written out only when it has been selected for replacement
 - High latency between the decision to replace and availability of free frame.
- Precleaning
 - Pages are written out in batches (in the background, the *pagedaemon*)
 - Increases likelihood of replacing clean frames
 - Overlap I/O with current activity

Load Control (Degree of multiprogramming)

- Determines the number of runnable processes
- Controlled by:
 - Admission control
 - Only let new process's threads enter *ready* state if enough memory is available
 - Suspension:
 - Move all threads of some process into a special *suspended* state
 - Swap complete process image of suspended process to disk
- Trade-off
 - Too many processes will lead to thrashing
 - Too few will lead to idle CPU or excessive swapping

Load Control Considerations



- Can use page fault frequency.