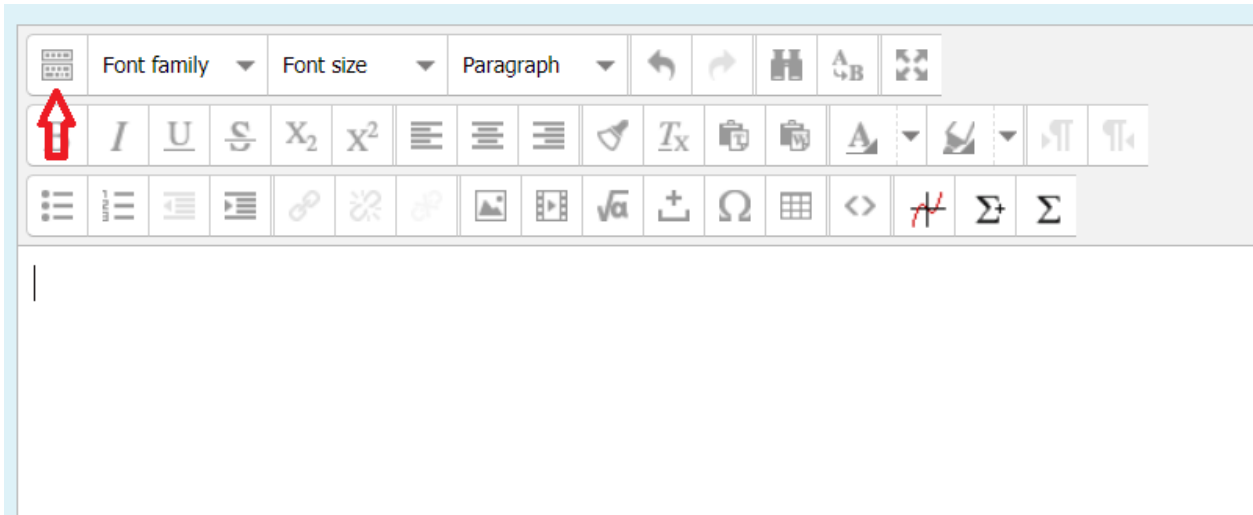


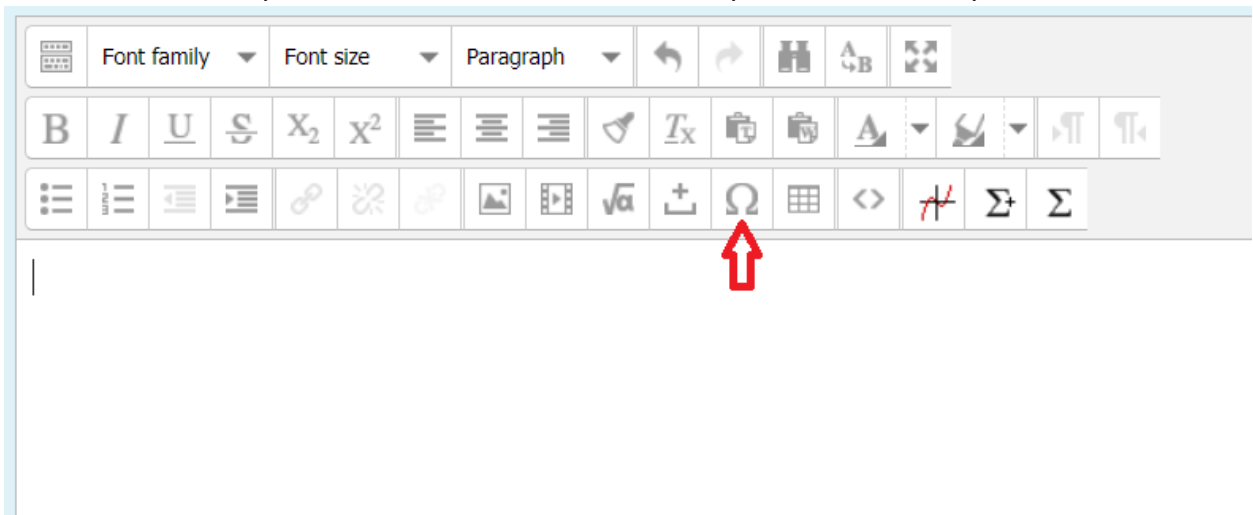


COMP4418 Exam: Moodle Text Editor Instructions (for short answer questions)

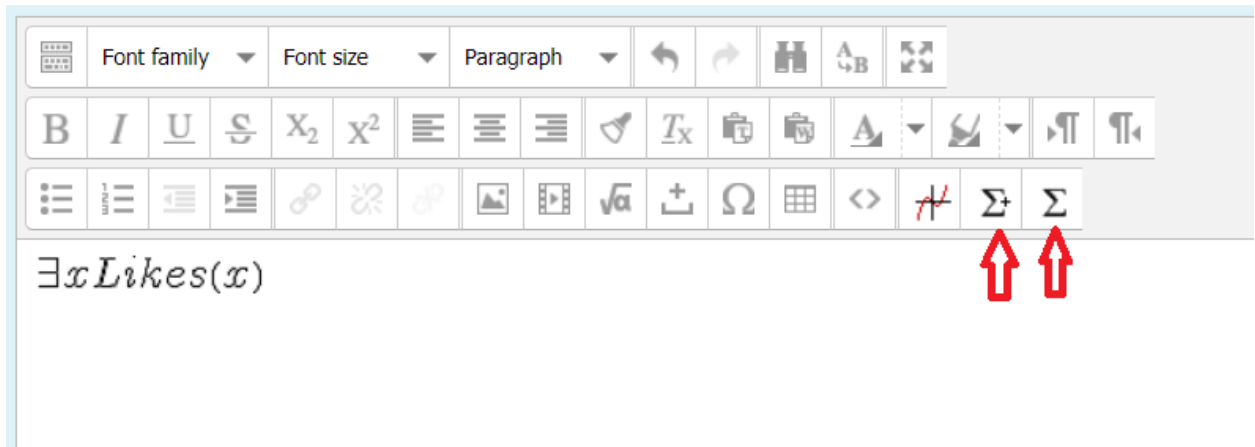
- (1) To enter special characters in the text editor, click on the first button to expand the formatting options and you will see the following:



- (2) You can find most special characters under the “Insert special character” option:



- (3) Inserting those provided by the “Insert special character” works very well with the text editor, so try using this option if possible.
- (4) Some math symbols are not available as special characters. Then you can find most of them under the “Math symbols”. For example, to enter something as follows, click on the “Add new math” button (second last button) and then within the `` enter math symbols using the “Math symbols” (last button) and other texts. Note that you need to press “enter” after completing the formula, to see the rendered effect.



- (5) Note that this “Math symbols” option can give errors sometimes and become difficult to use. If you see error messages in the text editor, you can refresh the window. That will reload the question and you can enter the answer again, but what you have entered would be lost and there is no guarantee that the second time would work.
- (6) An easier option (if the special characters are not sufficient) might just be writing your answers in a Word file, using Latex, or scanning your handwritten answers, in the same way as Assignment 1. Then you can upload the file as your answer:

