

## Memory Management

## Process

- One or more threads of execution
- Resources required for execution
  - Memory (RAM)
    - Program code (“text”)
    - Data (initialised, uninitialised, stack)
    - Buffers held in the kernel on behalf of the process
  - Others
    - CPU time
    - Files, disk space, printers, etc.

## Some Goals of an Operating System

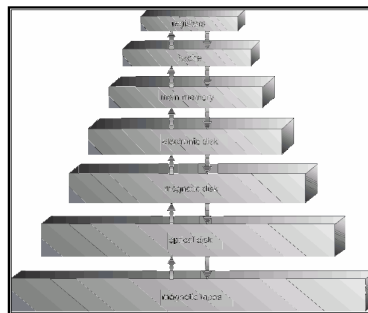
- Maximise memory utilisation
- Maximise CPU utilization
- Minimise response time
- Prioritise “important” processes
  
- Note: Conflicting goals  $\Rightarrow$  tradeoffs
  - E.g. maximising CPU utilisation (by running many processes) increases (degrades) system response time.

## Memory Management

- Keeps track of what memory is in use and what memory is free
- Allocates free memory to process when needed
  - And deallocates it when they don't
- Manages the transfer of memory between RAM and disk.

## Memory Hierarchy

- Ideally, programmers want memory that is
  - Fast
  - Large
  - Nonvolatile
- Not possible
- Memory manager coordinates how memory hierarchy is used.
  - Focus usually on RAM  $\Leftrightarrow$  Disk

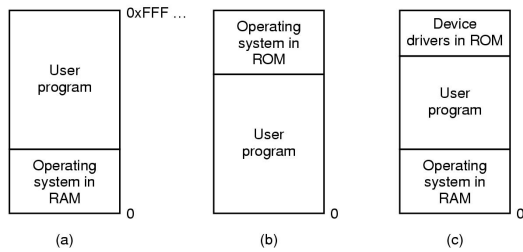


## Memory Management

- Two broad classes of memory management systems
  - Those that transfer processes to and from disk during execution.
    - Called swapping or paging
  - Those that don't
    - Simple
    - Might find this scheme in an embedded device, phone, smartcard, or PDA.

## Basic Memory Management

### Monoprogramming without Swapping or Paging



Three simple ways of organizing memory  
- an operating system with one user process.



## Monoprogramming

- Okay if
  - Only have one thing to do
  - Memory available approximately equates to memory required
- Otherwise,
  - Poor CPU utilisation in the presence of I/O waiting
  - Poor memory utilisation with a varied job mix



8

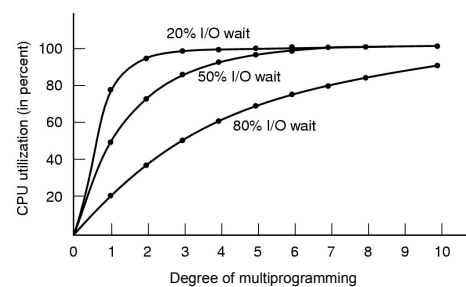
## Idea

- Subdivide memory and run more than one process at once!!!!
  - Multiprogramming, Multitasking



9

## Modeling Multiprogramming

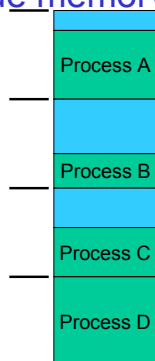


CPU utilization as a function of number of processes in memory



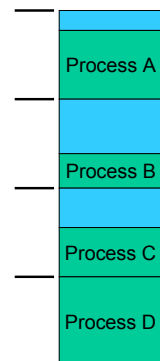
## Problem: How to divide memory

- One approach
  - divide memory into fixed equal-sized partitions
  - Any process  $\leq$  partition size can be loaded into any partition



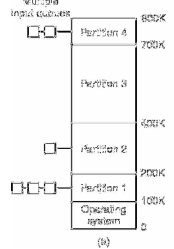
## Simple MM: Fixed, equal-sized partitions

- Any unused space in the partition is wasted
  - Called internal fragmentation
- Processes smaller than main memory, but larger than a partition cannot run.

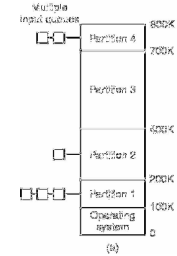


## Simple MM: Fixed, variable-sized partitions

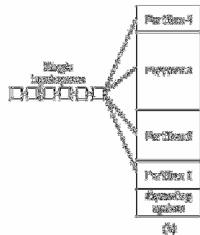
- Multiple Queues:
  - Place process in queue for smallest partition that it fits in.



- Issue
  - Some partitions may be idle
    - Small jobs available, but only large partition free



- Single queue, search for any jobs that fits
  - Small jobs in large partition if necessary
  - Increases internal memory fragmentation



## Fixed Partition Summary

- Simple
- Easy to implement
- Can result in poor memory utilisation
  - Due to internal fragmentation
- Used on OS/360 operating system (OS/MFT)
  - Old mainframe batch system
- Still applicable for simple embedded systems

## Dynamic Partitioning

- Partitions are of variable length
- Process is allocated exactly what it needs
  - Assume a process knows what it needs

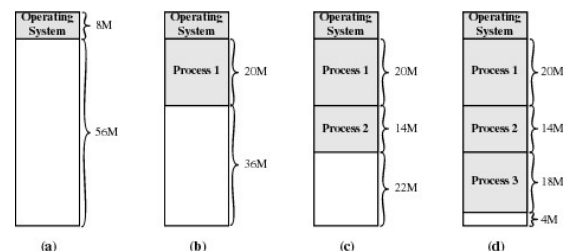
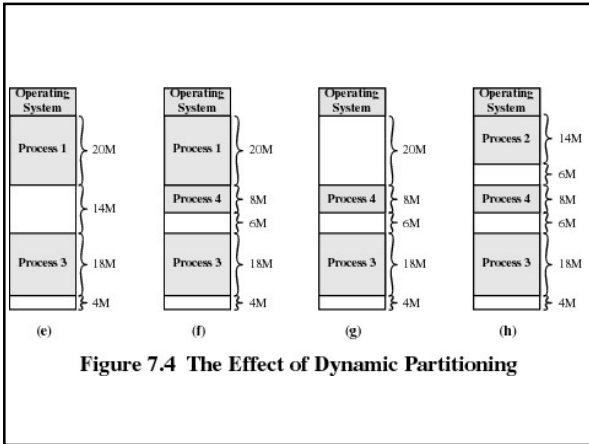


Figure 7.4 The Effect of Dynamic Partitioning



## Dynamic Partitioning

- In previous diagram
  - We have 16 meg free in total, but it can't be used to run any more processes requiring > 6 meg as it is fragmented
  - Called *external fragmentation*
- We end up with unusable holes
- Reduce external fragmentation by compaction
  - Shuffle memory contents to place all free memory together in one large block.
  - Compaction is possible *only* if relocation is dynamic, and is done at execution time.

THE UNIVERSITY OF NEW SOUTH WALES 20

## Recap: Fragmentation

- **External Fragmentation:**
  - The space wasted external to the allocated memory regions.
  - Memory space exists to satisfy a request, but it is unusable as it is not contiguous.
- **Internal Fragmentation:**
  - The space wasted internal to the allocated memory regions.
  - allocated memory may be slightly larger than requested memory; this size difference is wasted memory internal to a partition.

THE UNIVERSITY OF NEW SOUTH WALES 21

## Dynamic Partition Allocation Algorithms

- **Basic Requirements**
  - Quickly locate a free partition satisfying the request
  - Minimise external fragmentation
  - Efficiently support merging two adjacent free partitions into a larger partition

THE UNIVERSITY OF NEW SOUTH WALES 22

## Classic Approach

- Represent available memory as a linked list of available "holes".
  - Base, size
  - Kept in order of increasing address
    - Simplifies merging of adjacent holes into larger holes.

THE UNIVERSITY OF NEW SOUTH WALES 23

## Coalescing Free Partitions with Linked Lists

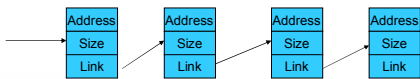
	Before X terminates		After X terminates
(a)	A   X   B	becomes	A   [hatched]   B
(b)	A   X   [hatched]	becomes	A   [hatched]
(c)	[hatched]   X   B	becomes	[hatched]   B
(d)	[hatched]   X   [hatched]	becomes	[hatched]

Four neighbor combinations for the terminating process X

THE UNIVERSITY OF NEW SOUTH WALES 24

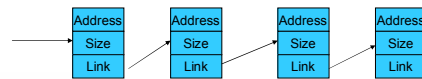
## Dynamic Partitioning Placement Algorithm

- First-fit algorithm
  - Scan the list for the first entry that fits
    - If greater in size, break it into an allocated and free part
    - Intent: Minimise amount of searching performed
  - Generally results in many processes loaded, and holes at the front end of memory that must be searched over when trying to find a free block.
  - May have lots of unusable holes at the beginning.
    - External fragmentation
  - Tends to preserve larger blocks at the end of memory



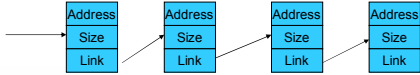
## Dynamic Partitioning Placement Algorithm

- Next-fit
  - Like first-fit, except it begins its search from the point in list where the last request succeeded instead of at the beginning.
    - Spread allocation more uniformly over entire memory
      - More often allocates a block of memory at the end of memory where the largest block is found
    - The largest block of memory is broken up into smaller blocks




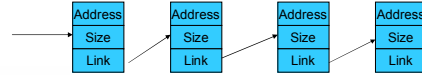
## Dynamic Partitioning Placement Algorithm

- Best-fit algorithm
  - Chooses the block that is closest in size to the request
  - Poor performer
    - Has to search complete list
    - Since smallest block is chosen for a process, the smallest amount of external fragmentation is left
      - Create lots of unusable holes



## Dynamic Partitioning Placement Algorithm

- Worst-fit algorithm
  - Chooses the block that is largest in size (worst-fit)
    - Idea is to leave a usable fragment left over
  - Poor performer
    - Has to search complete list
    - Still leaves many unusable fragments



## Dynamic Partition Allocation Algorithm

- Summary
  - First-fit and next-fit are generally better than the others and easiest to implement
- Note: Used rarely these days
  - Typical in-kernel allocators used are *lazy buddy*, and *slab* allocators
    - Might go through these later in session (or in extended)

## Compaction

- We can reduce external fragmentation by compaction
  - Only if we can relocate running programs
  - Generally requires hardware support

THE UNIVERSITY OF NEW SOUTH WALES

## Issues with Dynamic Partitioning

- We have ignored
  - Relocation
    - How does a process run in different locations in memory?
  - Protection
    - How do we prevent processes interfering with each other

THE UNIVERSITY OF NEW SOUTH WALES

## Example Logical Address-Space Layout

- Logical addresses refer to specific locations within the program
- Once running, these address must refer to real physical memory
- When are logical addresses bound to physical?

THE UNIVERSITY OF NEW SOUTH WALES

Figure 7.1 Addressing Requirements for a Process

## When are memory addresses bound?

- Compile/link time
  - Compiler/Linker binds the addresses
  - Must know "run" location at compile time
  - Recompile if location changes
- Load time
  - Compiler generates *relocatable* code
  - Loader binds the addresses at load time
- Run time
  - Logical compile-time addresses translated to physical addresses by *special hardware*.

THE UNIVERSITY OF NEW SOUTH WALES

## Hardware Support for Runtime Binding and Protection

- For process B to run using logical addresses
  - Need to add an appropriate offset to its logical addresses
    - Achieve relocation
    - Protect memory "lower" than B
  - Must limit the maximum logical address B can generate
    - Protect memory "higher" than B

THE UNIVERSITY OF NEW SOUTH WALES

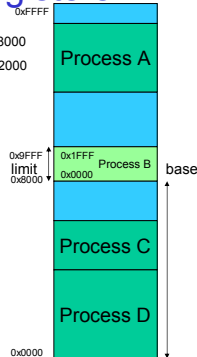
## Hardware Support for Relocation and Limit Registers

THE UNIVERSITY OF NEW SOUTH WALES

36

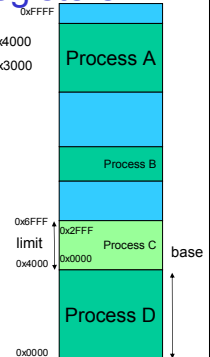
## Base and Limit Registers

- Also called
  - Base and bound registers
  - Relocation and limit registers
- Base and limit registers
  - Restrict and relocate the currently active process
  - Base and limit registers must be changed at
    - Load time
    - Relocation (compaction time)
    - On a context switch



## Base and Limit Registers

- Also called
  - Base and bound registers
  - Relocation and limit registers
- Base and limit registers
  - Restrict and relocate the currently active process
  - Base and limit registers must be changed at
    - Load time
    - Relocation (compaction time)
    - On a context switch

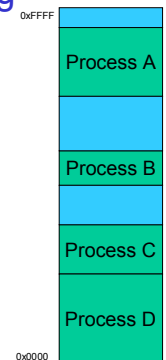


## Base and Limit Registers

- Cons
  - Physical memory allocation must still be contiguous
  - The entire process must be in memory
  - Do not support partial sharing of address spaces

## Timesharing

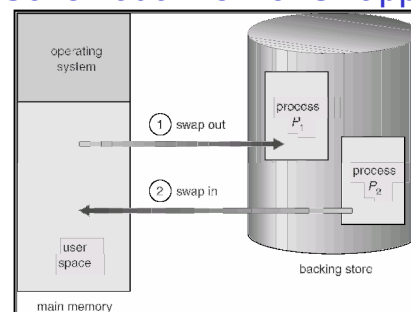
- Thus far, we have a system suitable for a batch system
  - Limited number of dynamically allocated processes
    - Enough to keep CPU utilised
  - Relocated at runtime
  - Protected from each other
- But what about timesharing?
  - We need more than just a small number of processes running at once



## Swapping

- A process can be *swapped* temporarily out of memory to a *backing store*, and then brought back into memory for continued execution.
- Backing store – fast disk large enough to accommodate copies of all memory images for all users; must provide direct access to these memory images.
- Can prioritize – lower-priority process is swapped out so higher-priority process can be loaded and executed.
- Major part of swap time is transfer time; total transfer time is directly proportional to the *amount* of memory swapped.
  - slow

## Schematic View of Swapping



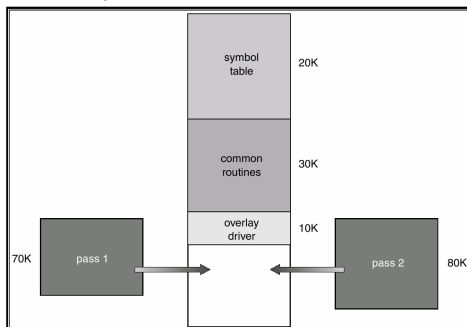
## So far we have assumed a process is smaller than memory

- What can we do if a process is larger than main memory?

## Overlays

- Keep in memory only those instructions and data that are needed at any given time.
- Implemented by user, no special support needed from operating system
- Programming design of overlay structure is complex

## Overlays for a Two-Pass Assembler



## Virtual Memory

- Developed to address the issues identified with the simple schemes covered thus far.
- Two classic variants
  - Paging
  - Segmentation
- Paging is now the dominant one of the two
- Some architectures support hybrids of the two schemes

## Virtual Memory - Paging

- Partition physical memory into small equal sized chunks
  - Called *frames*
- Divide each process's virtual (logical) address space into same size chunks
  - Called *pages*
  - Virtual memory addresses consist of a *page number* and *offset* within the page
- OS maintains a *page table*
  - contains the frame location for each page
  - Used to translate each virtual address to physical address
  - The relation between virtual addresses and physical memory addresses is given by page table
- Process's physical memory does **not** have to be contiguous

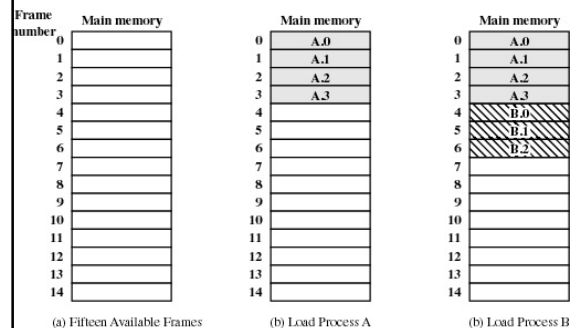
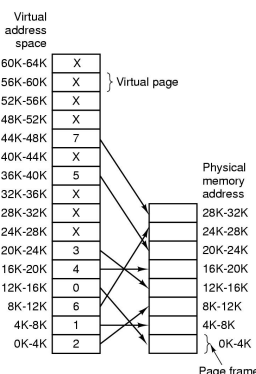
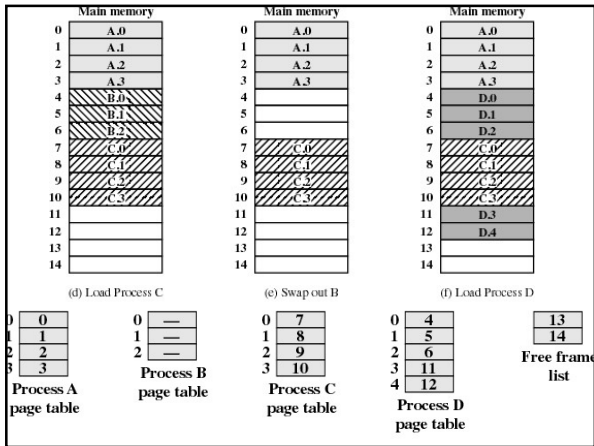


Figure 7.9 Assignment of Process Pages to Free Frames

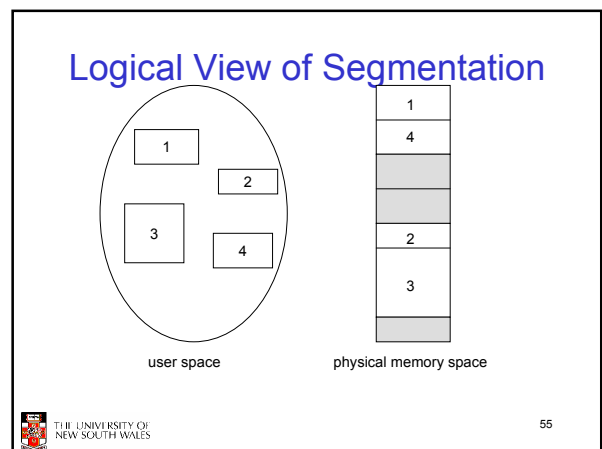
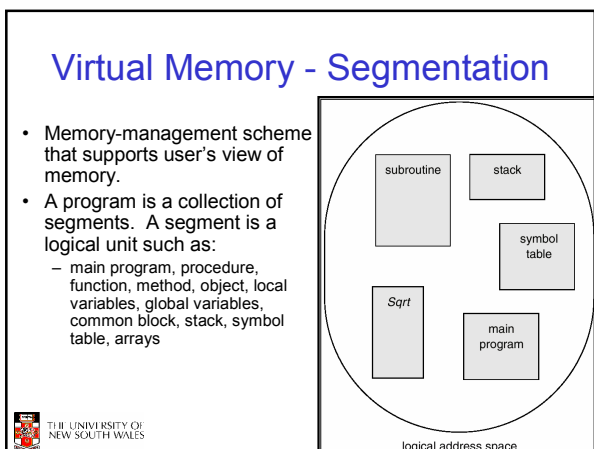
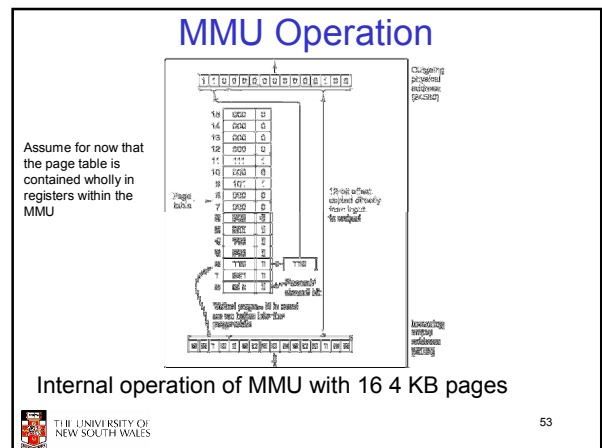
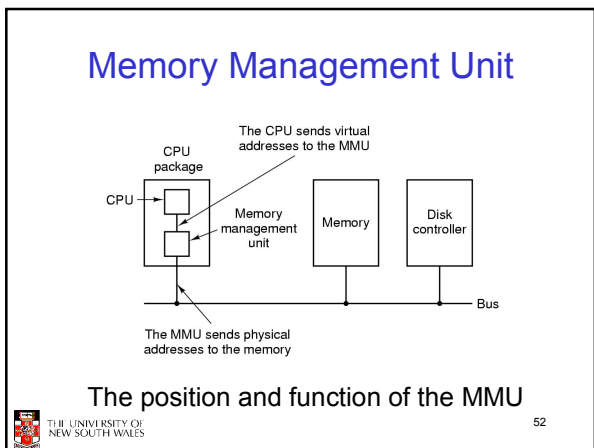




## Paging

- No external fragmentation
- Small internal fragmentation
- Allows sharing by *mapping* several pages to the same frame
- Abstracts physical organisation
  - Programmer only deal with virtual addresses
- Minimal support for logical organisation
  - Each unit is one or more pages

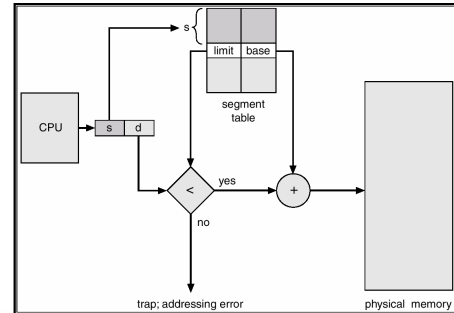
THE UNIVERSITY OF NEW SOUTH WALES 51



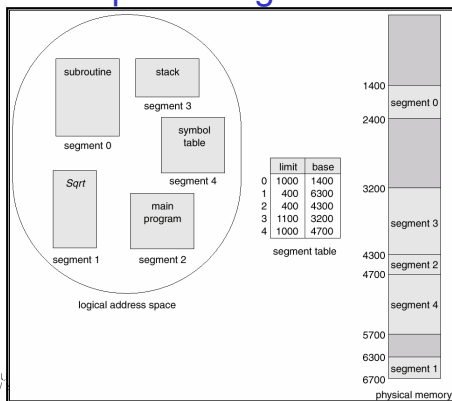
## Segmentation Architecture

- Logical address consists of a two tuple:  $\langle \text{segment number, offset} \rangle$ ,
  - Identifies segment and address with segment
- Segment table** – each table entry has:
  - base – contains the starting physical address where the segments reside in memory.
  - limit – specifies the length of the segment.
- Segment-table base register (STBR)** points to the segment table's location in memory.
- Segment-table length register (STLR)** indicates number of segments used by a program; segment number  $s$  is legal if  $s < \text{STLR}$ .

## Segmentation Hardware



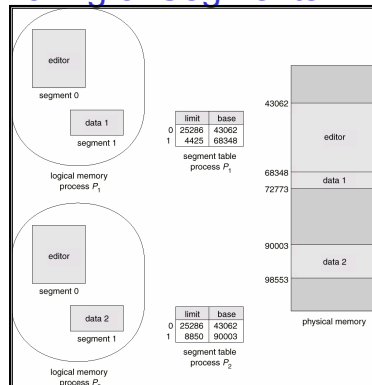
## Example of Segmentation



## Segmentation Architecture

- Protection.** With each entry in segment table associate:
  - validation bit = 0  $\Rightarrow$  illegal segment
  - read/write/execute privileges
- Protection bits associated with segments;** code sharing occurs at segment level.
- Since segments vary in length, memory allocation is a dynamic partition-allocation problem.
- A segmentation example is shown in the following diagram

## Sharing of Segments



## Segmentation Architecture

- Relocation.**
  - dynamic
  - $\Rightarrow$  by segment table
- Sharing.**
  - shared segments
  - $\Rightarrow$  same physical backing multiple segments
  - $\Rightarrow$  ideally, same segment number
- Allocation.**
  - First/next/best fit
  - $\Rightarrow$  external fragmentation

## Segmentation

Consideration	Paging	Segmentation
Does the program or software that the technician is using allow?	No	Yes
How many times did you examine the items?	1	Many
Can the total address space covered by the physical memory?	Yes	Yes
Can procedures and data be distinguished and separately processed?	No	Yes
Does the system allow the distinction between data and code?	No	Yes
Is it possible to distinguish between code and data?	No	Yes
Why would the technician use this?	Because large memory addresses are not available, leading to high costs, physical resources	Because programs are not able to be processed as a whole by the processor, leading to high costs, physical resources and performance

Comparison of paging and segmentation 62

