

Virtual Memory

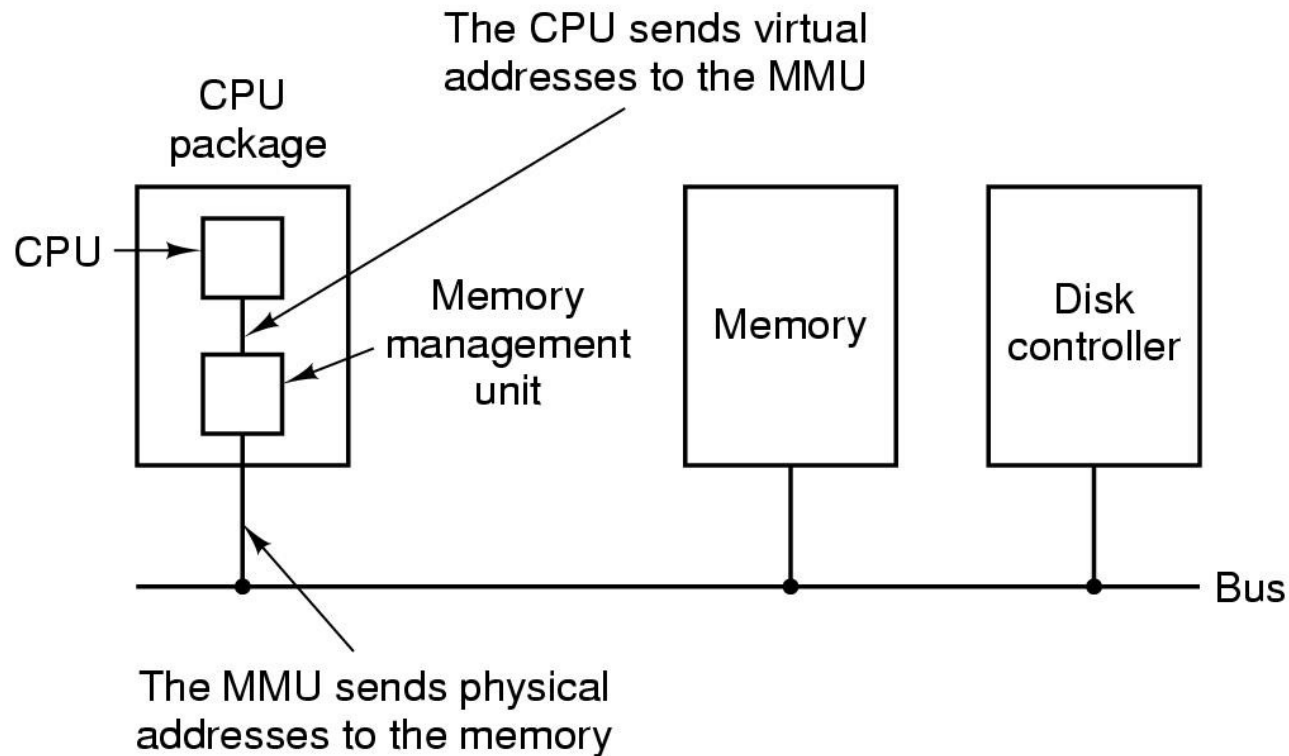


Learning Outcomes

- An understanding of page-based virtual memory in depth.
 - Including the R3000's support for virtual memory.



Memory Management Unit (or TLB)

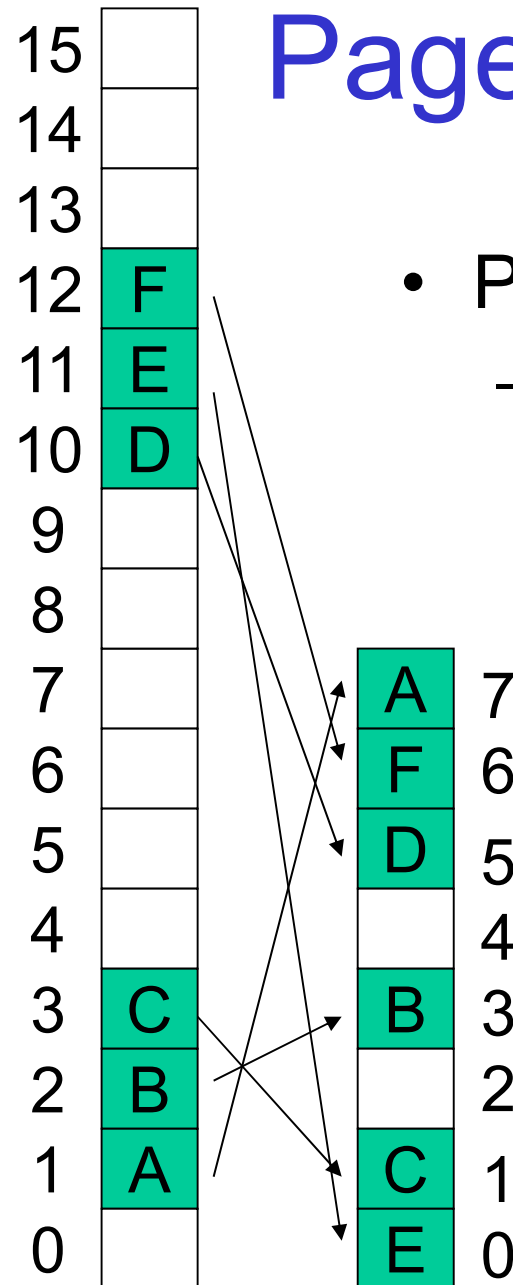


The position and function of the MMU



Page-based VM

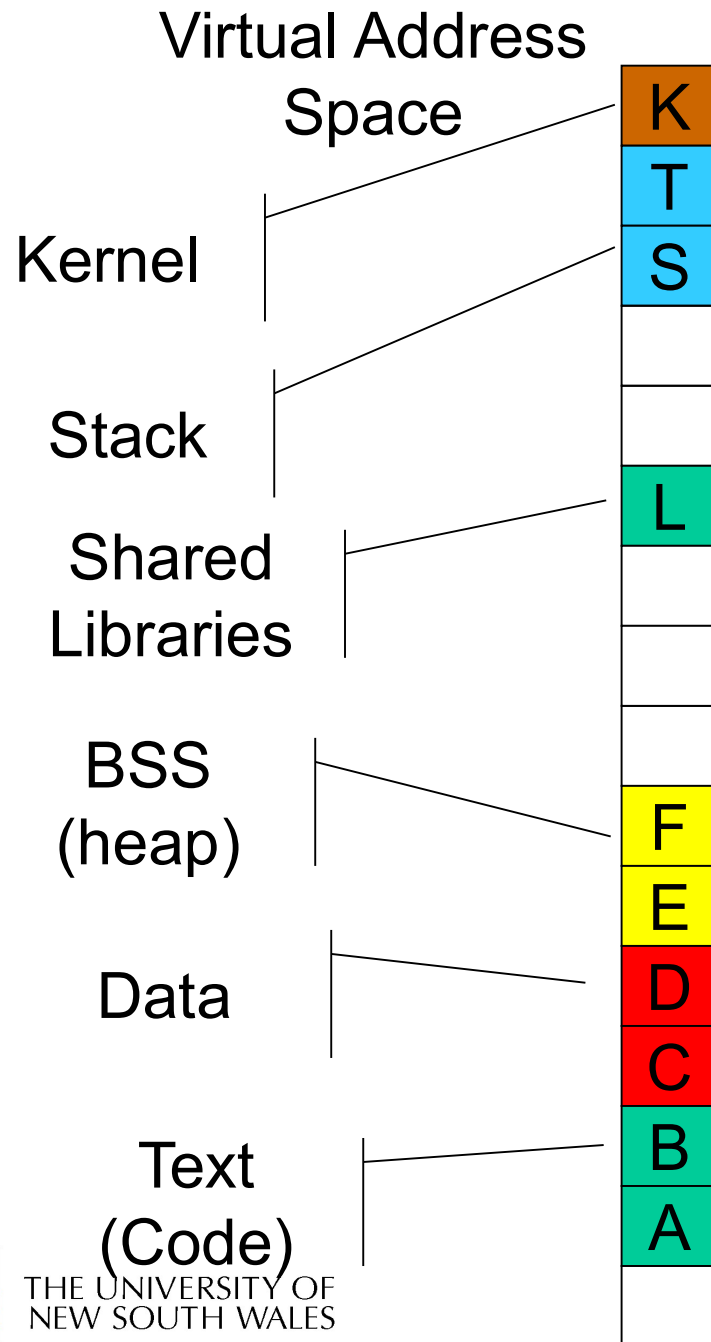
- Virtual Memory
 - Divided into equal-sized *pages*
 - A *mapping* is a translation between
 - A page and a frame
 - A page and null
 - Mappings defined at runtime
 - They can change
 - Address space can have holes
 - Process does not have to be contiguous in physical memory



- Physical Memory
 - Divided into equal-sized *frames*

Physical Address Space 4

Typical Address Space Layout



- Stack region is at top, and can grow down
- Heap has free space to grow up
- Text is typically read-only
- Kernel is in a reserved, protected, shared region
- 0-th page typically not used, why?

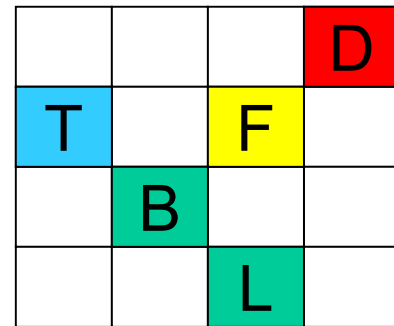


Virtual Address Space

- A process may be only partially resident
 - Allows OS to store individual pages on disk
 - Saves memory for infrequently used data & code
- What happens if we access non-resident memory?



Programmer's perspective: logically present
System's perspective: Not mapped, data on disk

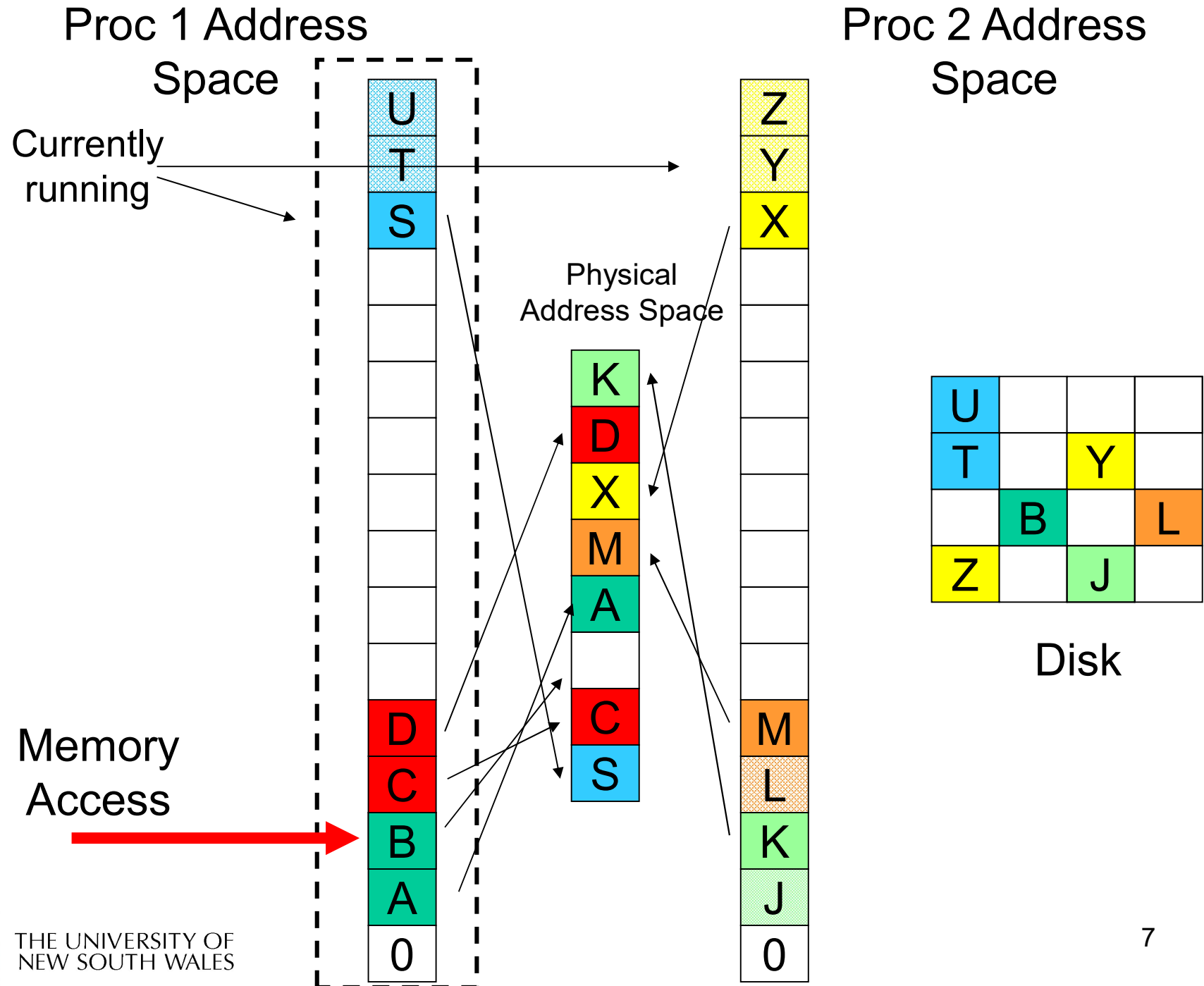


Disk



Physical Address Space





Page Faults

- Referencing an invalid page triggers a page fault
 - An exception handled by the OS
- Broadly, two standard page fault types
 - Illegal Address (protection error)
 - Signal or kill the process
 - Page not resident
 - Get an empty frame
 - Load page from disk
 - Update page (translation) table (enter frame #, set valid bit, etc.)
 - Restart the faulting instruction



- Page table for resident part of address space

Virtual Address

Space

15	K
14	T
13	S
12	
11	
10	L
9	
8	
7	
6	F
5	E
4	D
3	C
2	B
1	A
0	

Page Table

6	15
	14
0	13
	12
	11
	10
	9
	8
	7
	6
3	5
	4
1	3
	2
7	1
	0

A	7
K	6
	5
	4
E	3
	2
C	1
S	0

Physical Address Space



Shared Pages

- Private code and data
 - Each process has own copy of code and data
 - Code and data can appear anywhere in the address space
- Shared code
 - Single copy of code shared between all processes executing it
 - Code must not be self modifying
 - Code must appear at same address in all processes



Proc 1 Address Space




Two (or more) processes running the same program and sharing the text section

Page Table

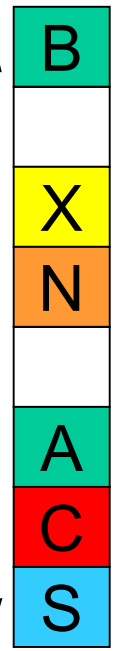


Proc 2 Address Space



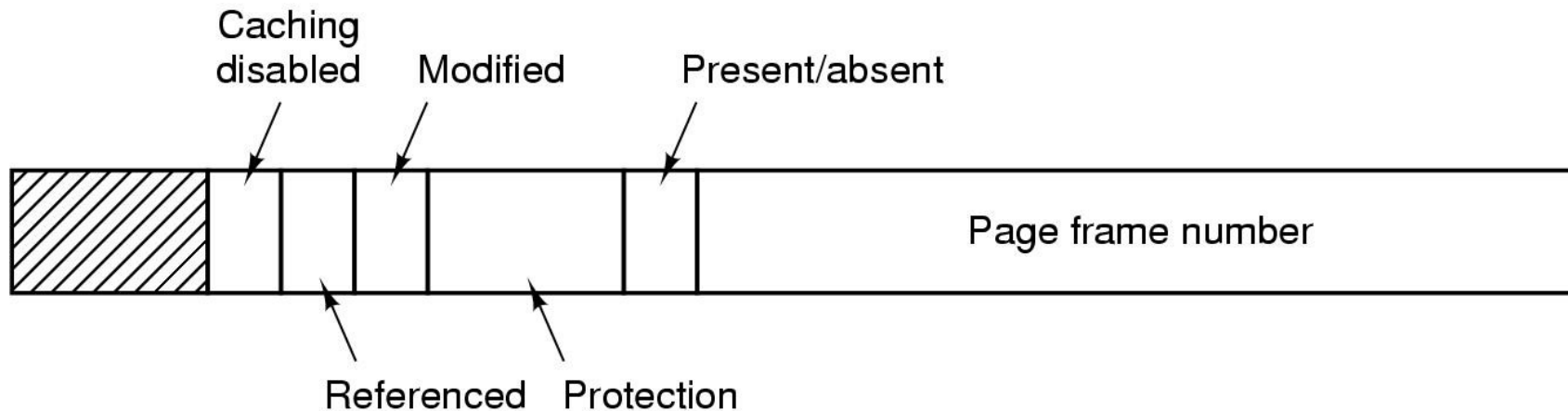
Page Table

Physical Address Space



Page Table Structure

- Page table is (logically) an array of frame numbers
 - Index by page number
- Each page-table entry (PTE) also has other bits



5
4
7
2

Page
Table

12



PTE Attributes (bits)

- Present/Absent bit
 - Also called *valid bit*, it indicates a valid mapping for the page
- Modified bit
 - Also called *dirty bit*, it indicates the page may have been modified in memory
- Reference bit
 - Indicates the page has been accessed
- Protection bits
 - Read permission, Write permission, Execute permission
 - Or combinations of the above
- Caching bit
 - Use to indicate processor should bypass the cache when accessing memory
 - Example: to access device registers or memory



Address Translation

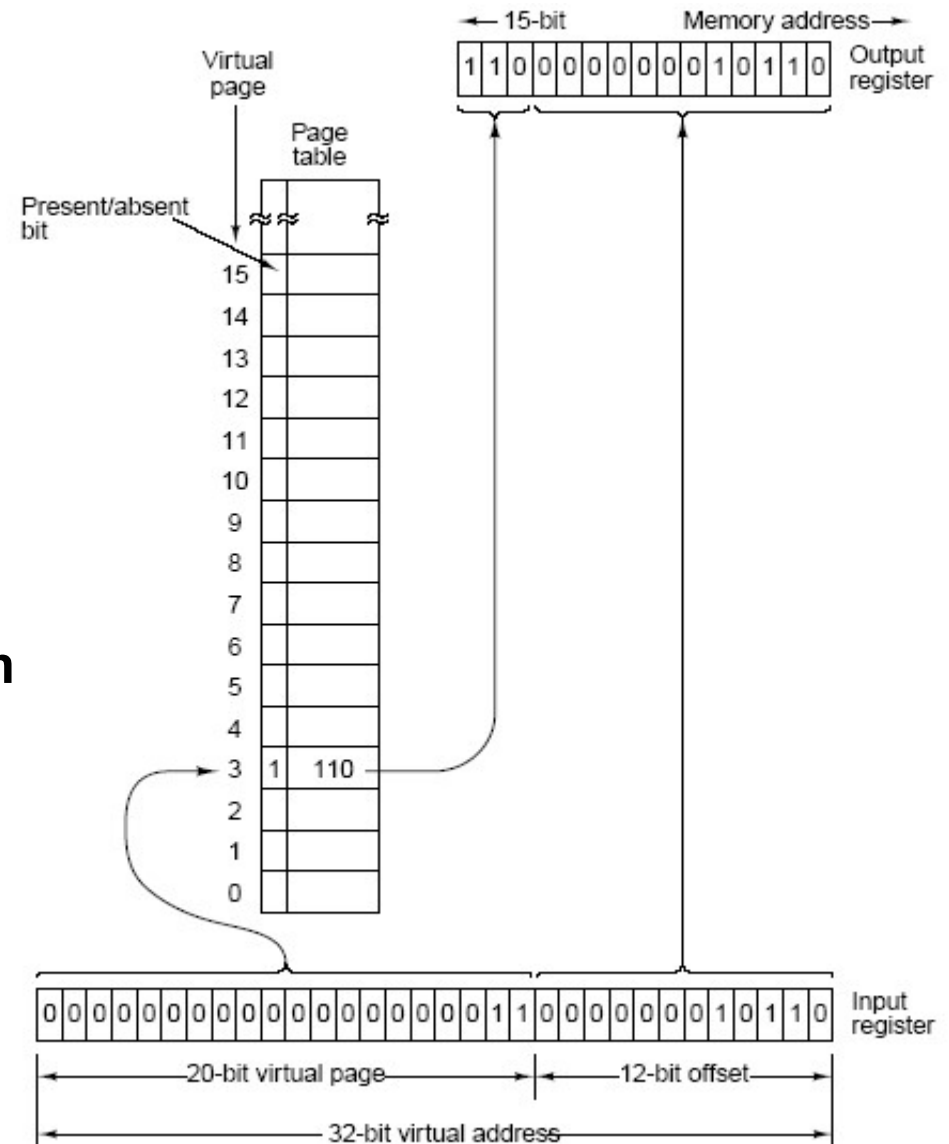
- Every (virtual) memory address issued by the CPU must be translated to physical memory
 - Every *load* and every *store* instruction
 - Every instruction fetch
- Need Translation Hardware
- In paging system, translation involves replace page number with a frame number



Virtual Memory Summary

virtual and physical mem chopped up in pages/frames

- programs **use virtual addresses**
- virtual to physical mapping by **MMU**
 - first check if page present (**present/absent bit**)
 - if yes: address in page table form **MSBs** in physical address
 - if no: bring in the page from disk
→ **page fault**



Page Tables

- Assume we have
 - 32-bit virtual address (4 Gbyte address space)
 - 4 KByte page size
 - How many page table entries do we need for one process?



Page Tables

- Assume we have
 - 64-bit virtual address (humungous address space)
 - 4 KByte page size
 - How many page table entries do we need for one process?
- Problem:
 - Page table is very large
 - Access has to be fast, lookup for every memory reference
 - Where do we store the page table?
 - Registers?
 - Main memory?



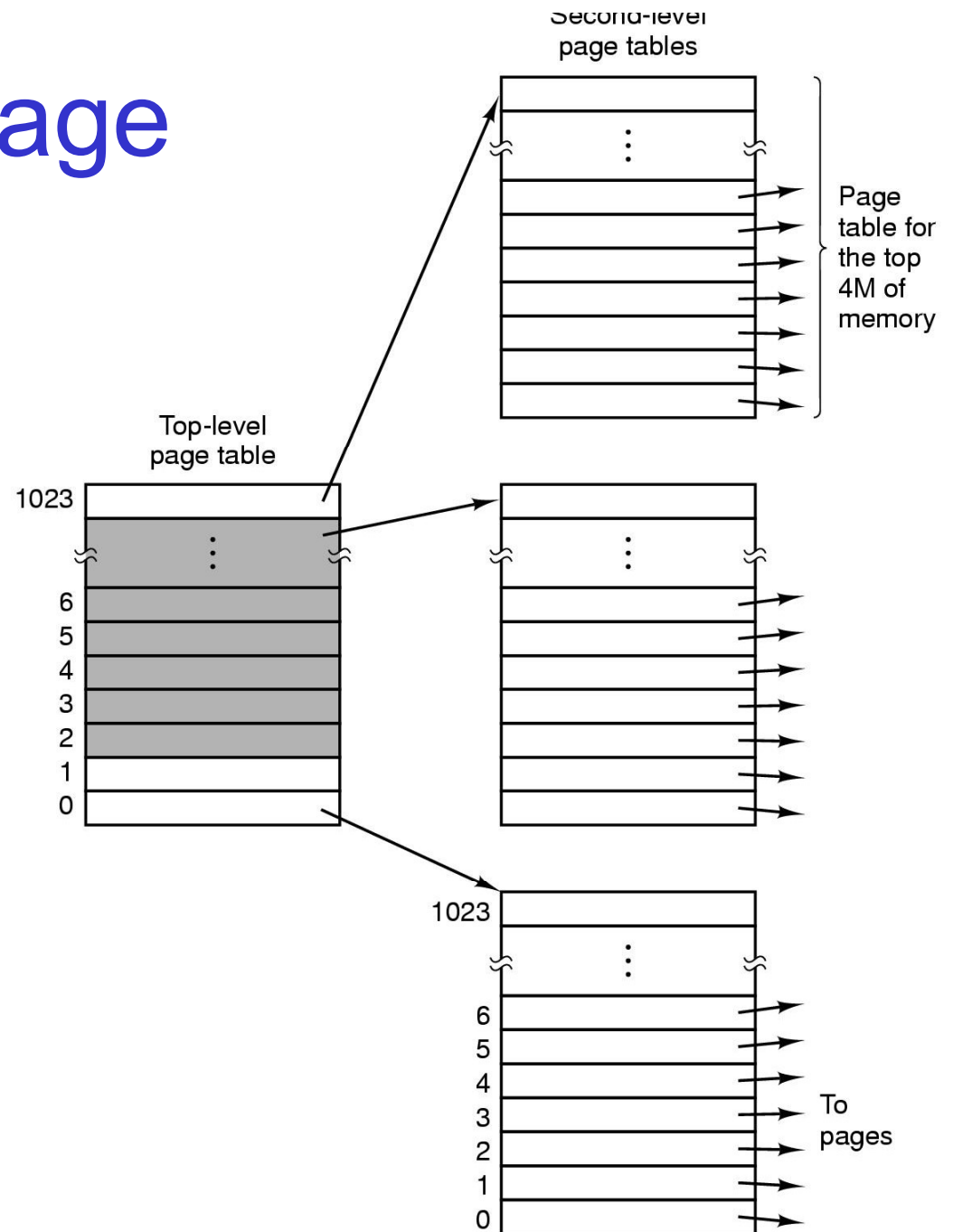
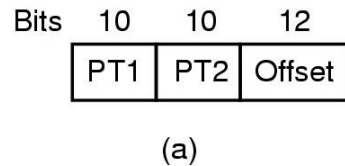
Page Tables

- Page tables are implemented as data structures in main memory
- Most processes do not use the full 4GB address space
 - e.g., 0.1 – 1 MB text, 0.1 – 10 MB data, 0.1 MB stack
- We need a compact representation that does not waste space
 - But is still very fast to search
- Three basic schemes
 - Use data structures that adapt to sparsity
 - Use data structures which only represent resident pages
 - Use VM techniques for page tables (details left to extended OS)



Two-level Page Table

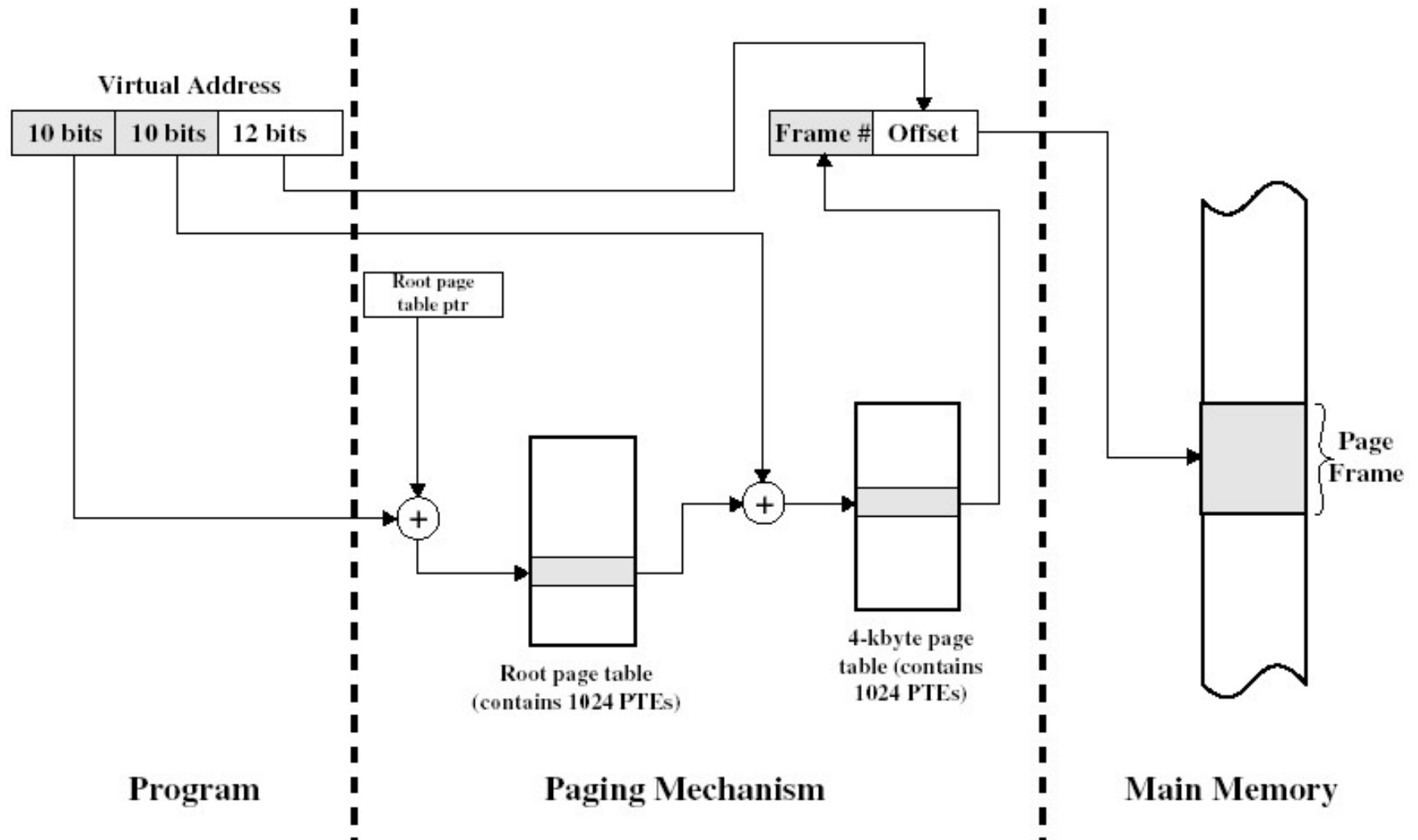
- 2nd -level page tables representing unmapped pages are not allocated
 - Null in the top-level page table





THE UNIVERSITY OF
NEW SOUTH WALES

Two-level Translation

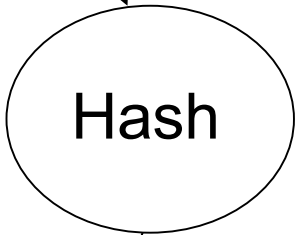



Example Translations

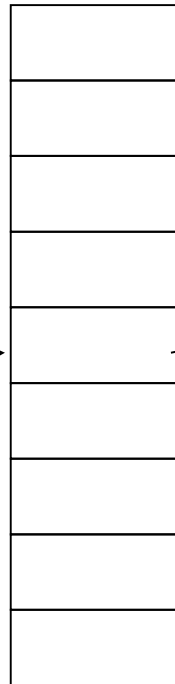


Alternative: Inverted Page Table

PID VPN offset



Hash Anchor Table
(HAT)



Index	PID	VPN	ctrl	next
0				
1				
2				
3				
4				
5				
6				
...				

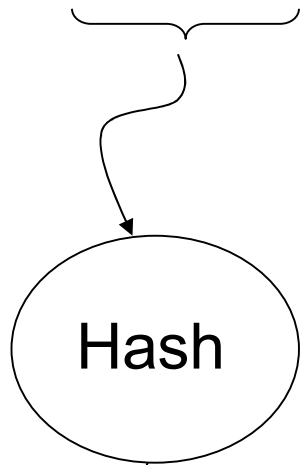
Arrows in the diagram: one from the 'Hash' circle to the 'Index 2' row; one from the 'Index 2' row to the third box of the HAT; one from the 'next' column of the 'Index 5' row to the 'Index 2' row.

IPT: entry for each *physical* frame



Alternative: Inverted Page Table

PID	VPN	offset
0	0x5	0x123



Hash Anchor Table (HAT)

2

Index	PID	VPN	ctrl	next
0				
1				
2	1	0x1A		0x40C
...				
0x40C	0	0x5		0x0
0x40D				
...				
...				

ppn	offset
0x40C	0x123



Inverted Page Table (IPT)

- “Inverted page table” is an array of page numbers sorted (indexed) by frame number (it’s a frame table).
- Algorithm
 - Compute hash of page number
 - Extract index from hash table
 - Use this to index into inverted page table
 - Match the PID and page number in the IPT entry
 - If match, use the index value as frame # for translation
 - If no match, get next candidate IPT entry from chain field
 - If NULL chain entry \Rightarrow page fault



Properties of IPTs

- IPT grows with size of RAM, NOT virtual address space
- Frame table is needed anyway (for page replacement, more later)
- Need a separate data structure for non-resident pages
- Saves a vast amount of space (especially on 64-bit systems)
- Used in some IBM and HP workstations



Given n processes

- how many page tables will the system have for
 - ‘normal’ page tables
 - inverted page tables?



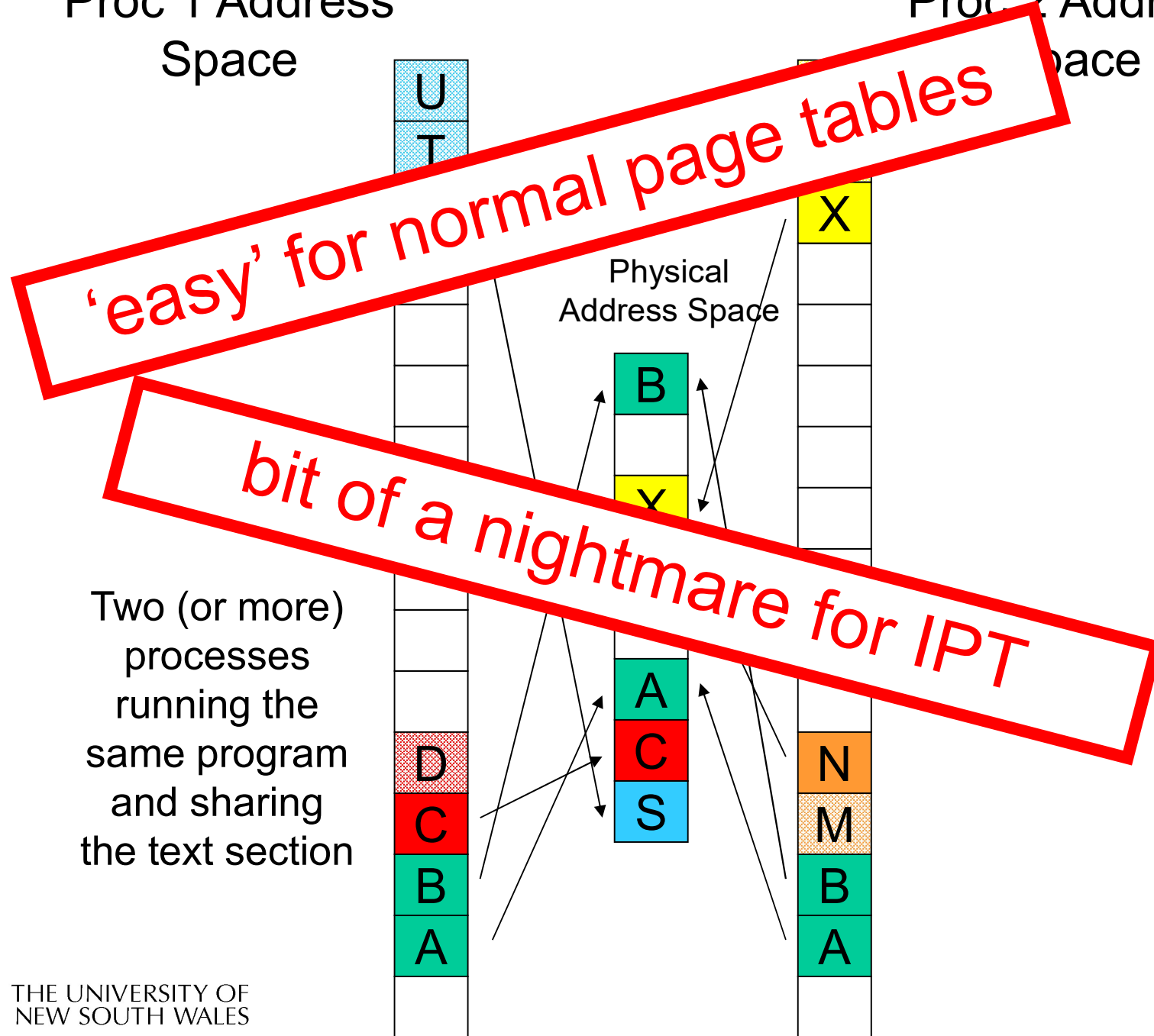
Another look at sharing...



THE UNIVERSITY OF
NEW SOUTH WALES

Proc 1 Address Space

Proc 2 Address Space



Two (or more) processes running the same program and sharing the text section



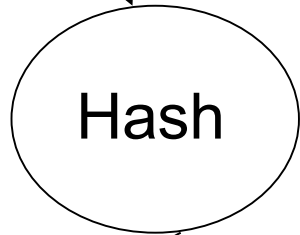

Improving the IPT: Hashed Page Table

- Retain fast lookup of IPT
 - A single memory reference in best case
- Retain page table sized based on physical memory size (not virtual)
 - Enable efficient frame sharing
 - Support more than one mapping for same frame



Hashed Page Table

PID VPN offset



Best-case lookup: one memory reference

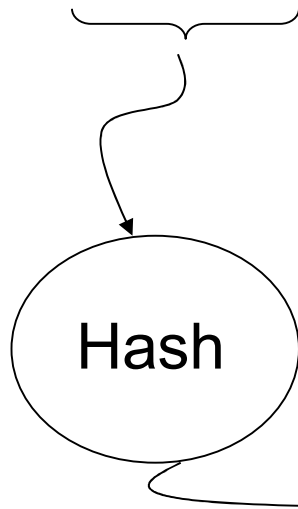
A grid representing a table structure. It has 5 columns and 8 rows. The top row is partially obscured by the red text box. The grid is empty.

HPT: Frame number stored in table



Hashed Page Table

PID VPN offset
0 0x5 0x123



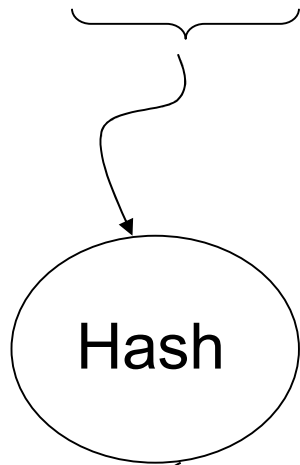
	PID	VPN	PFN	ctrl	next
1					
2					
3	0	0x5	0x42		0x0
4					
5					
6	1	0x1A	0x13		0x3
...					

ppn offset
0x42 0x123



Sharing Example

PID	VPN	offset
0	0x5	0x123



	PID	VPN	PFN	ctrl	next
1					
2					
3	1	0x5	0x42		0x0
4					
5					
6	0	0x5	0x42		0x3
...					

ppn	offset
0x42	0x123



Sizing the Hashed Page Table

- HPT sized based on physical memory size
- With sharing
 - Each frame can have more than one PTE
 - More sharing increases number of slots used
 - Increases collision likelihood
- However, we can tune HPT size based on:
 - Physical memory size
 - Expected sharing
 - Hash collision avoidance.
 - HPT a power of 2 multiple of number of physical memory frame



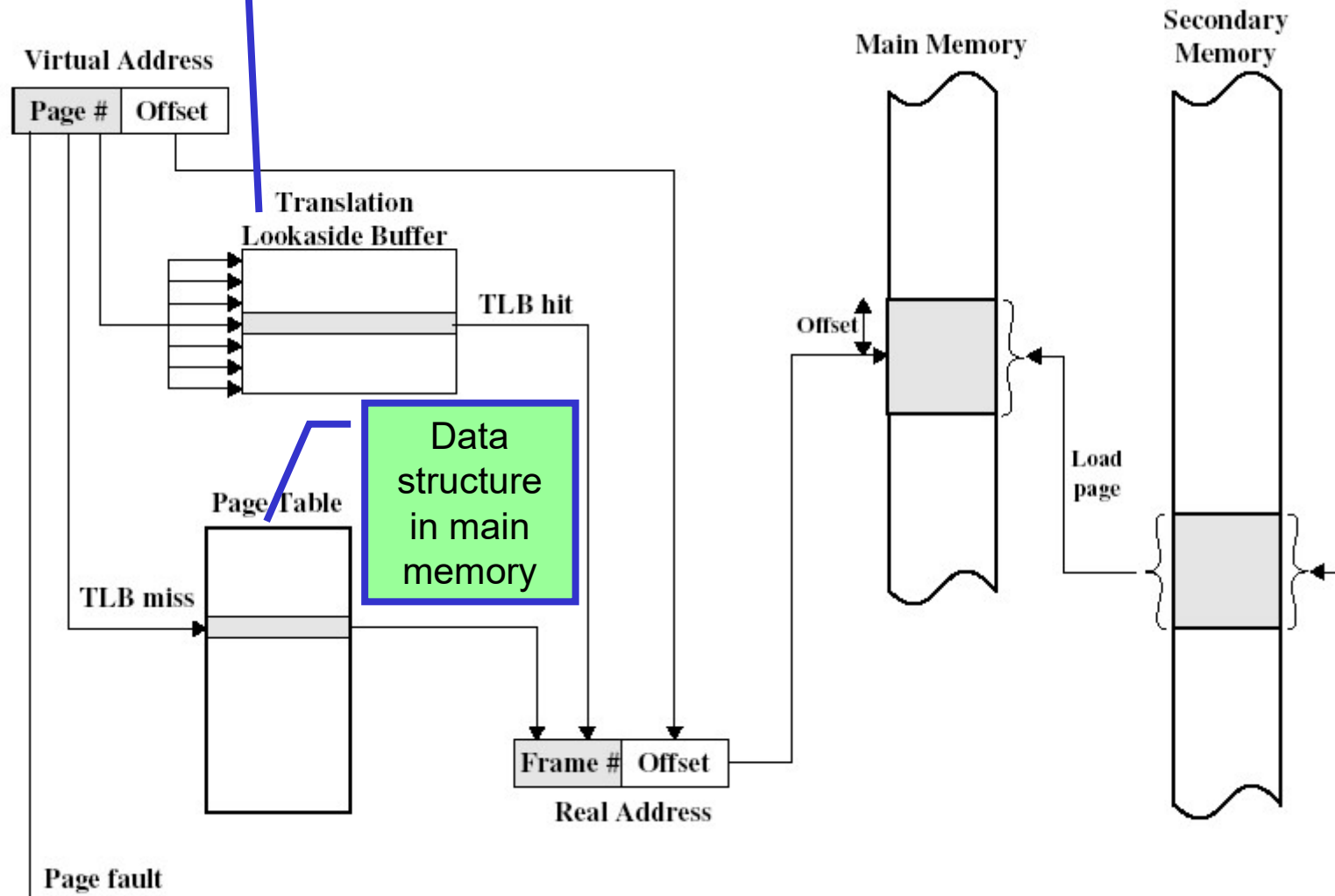
VM Implementation Issue

- Performance?
 - Each virtual memory reference can cause two physical memory accesses
 - One to fetch the page table entry
 - One to fetch/store the data
 - ⇒ Intolerable performance impact!!
- Solution:
 - High-speed cache for page table entries (PTEs)
 - Called a *translation look-aside buffer* (TLB)
 - Contains recently used page table entries
 - Associative, high-speed memory, similar to cache memory
 - May be under OS control (unlike memory cache)



On-CPU hardware device!!!

TLB operation



Translation Lookaside Buffer

- Given a virtual address, processor examines the TLB
- If matching PTE found (*TLB hit*), the address is translated
- Otherwise (*TLB miss*), the page number is used to index the process's page table
 - If PT contains a valid entry, reload TLB and restart
 - Otherwise, (page fault) check if page is on disk
 - If on disk, swap it in
 - Otherwise, allocate a new page or raise an exception



TLB properties

- Page table is (logically) an array of frame numbers
- TLB holds a (recently used) subset of PT entries
 - Each TLB entry must be identified (tagged) with the page # it translates
 - Access is by associative lookup:
 - All TLB entries' tags are concurrently compared to the page #
 - TLB is associative (or content-addressable) memory

<i>page #</i>	<i>frame #</i>	<i>V</i>	<i>W</i>
...
...



TLB properties

- TLB may or may not be under direct OS control
 - Hardware-loaded TLB
 - On miss, hardware performs PT lookup and reloads TLB
 - Example: x86, ARM
 - Software-loaded TLB
 - On miss, hardware generates a TLB miss exception, and exception handler reloads TLB
 - Example: MIPS, Itanium (optionally)
- TLB size: typically 64-128 entries
- Can have separate TLBs for instruction fetch and data access
- TLBs can also be used with inverted page tables (and others)



TLB and context switching

- TLB is a shared piece of hardware
- Normal page tables are per-process (address space)
- TLB entries are *process-specific*
 - On context switch need to *flush* the TLB (invalidate all entries)
 - high context-switching overhead (Intel x86)
 - **or** tag entries with *address-space ID (ASID)*
 - called a *tagged TLB*
 - used (in some form) on all modern architectures
 - TLB entry: ASID, page #, frame #, valid and write-protect bits



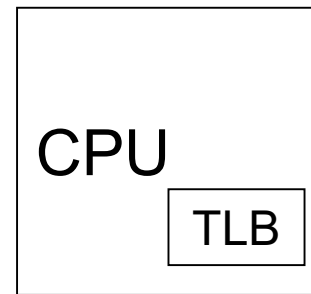
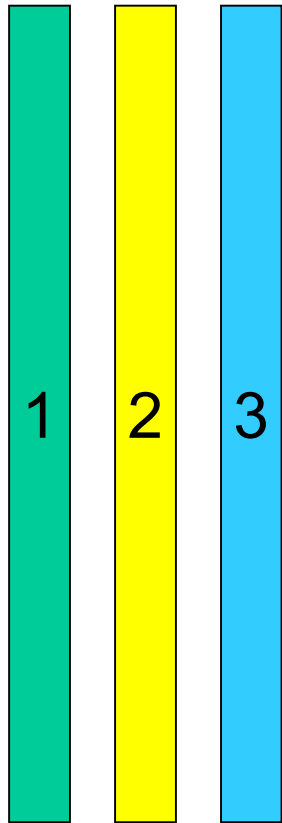
TLB effect

- Without TLB
 - Average number of physical memory references per virtual reference
= 2
- With TLB (assume 99% hit ratio)
 - Average number of physical memory references per virtual reference
= $.99 * 1 + 0.01 * 2$
= 1.01

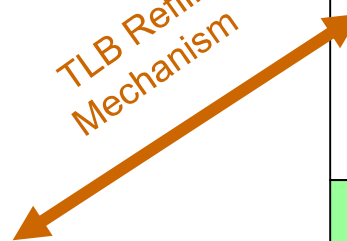


Recap - Simplified Components of VM System

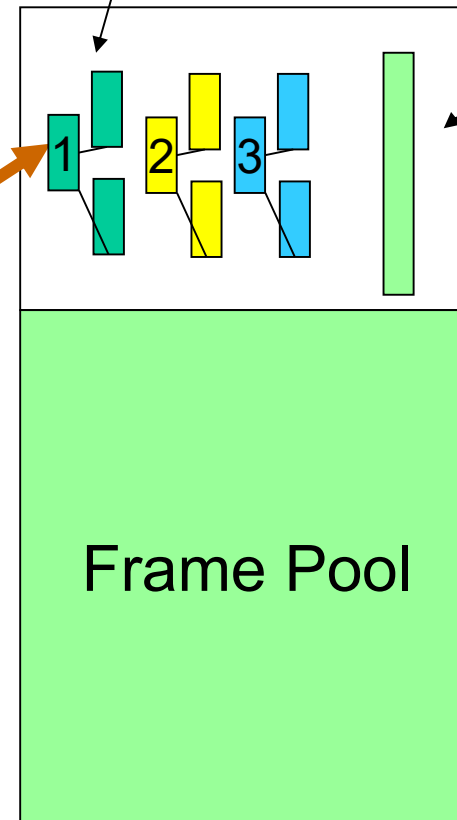
Virtual Address Spaces
(3 processes)



TLB Refill
Mechanism



Page Tables for 3
processes



Frame Table

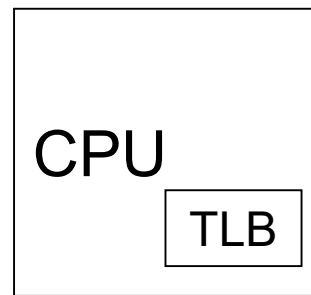
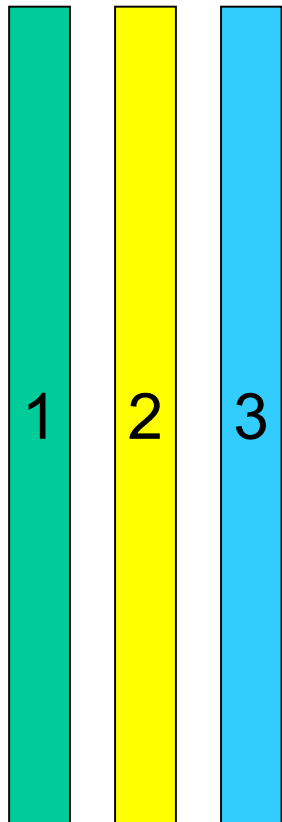
Frame Pool

Physical Memory

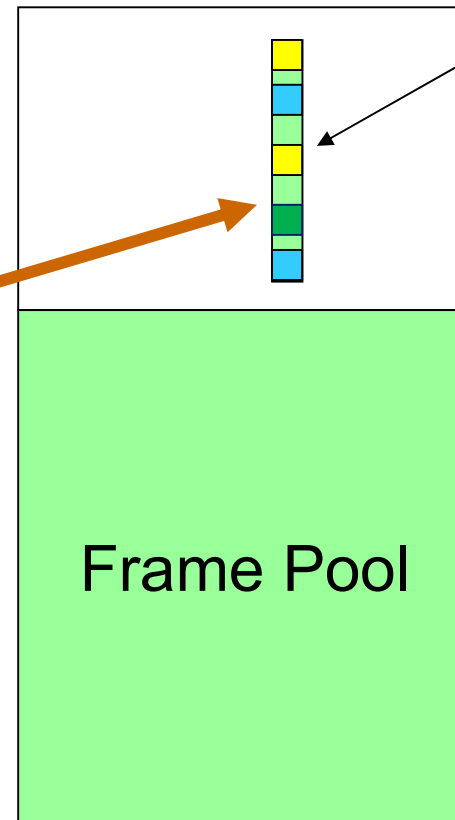


Recap - Simplified Components of VM System

Virtual Address Spaces
(3 processes)



TLB Refill Mechanism



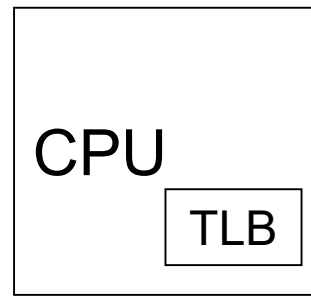
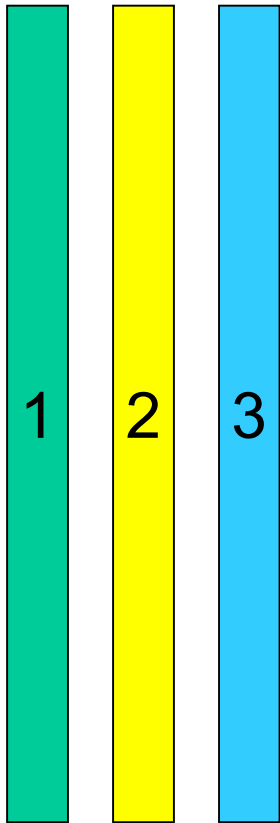
Inverted Page Table

Physical Memory

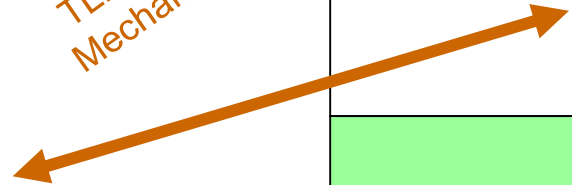


Recap - Simplified Components of VM System

Virtual Address Spaces
(3 processes)

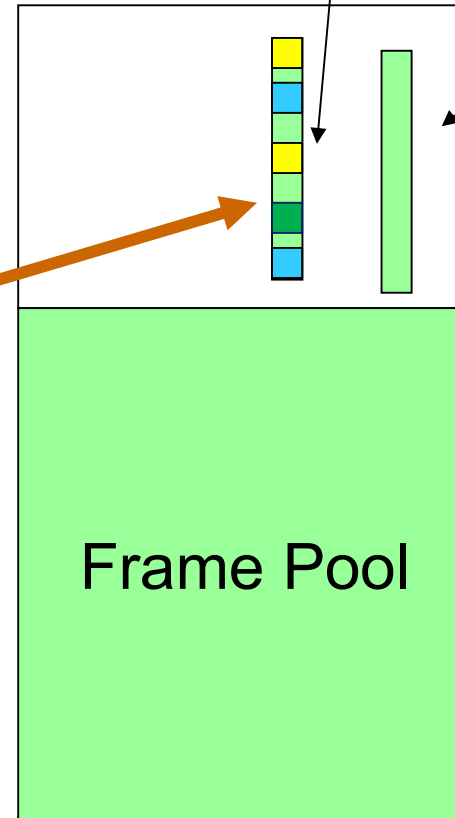


TLB Refill
Mechanism



Hashed Page
Table

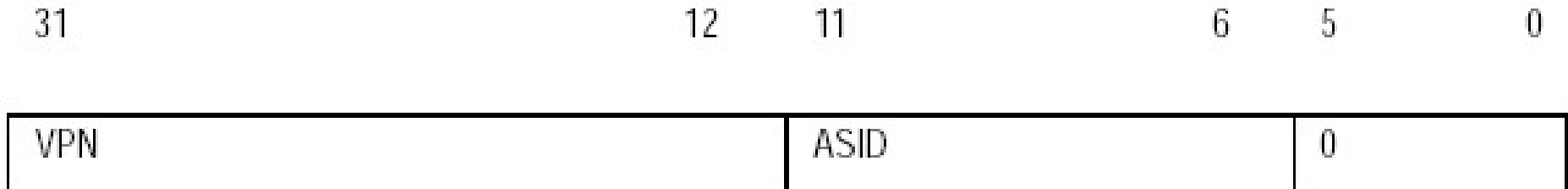
Frame Table



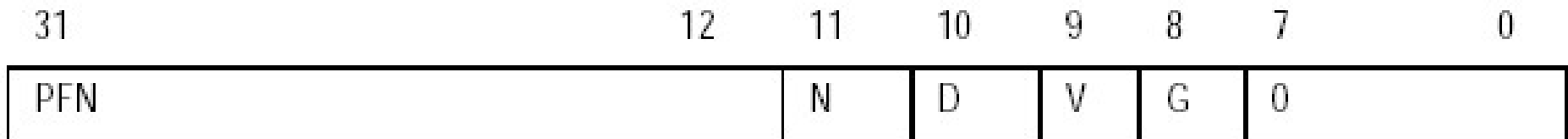
Physical Memory



MIPS R3000 TLB



EntryHi Register (TLB key fields)



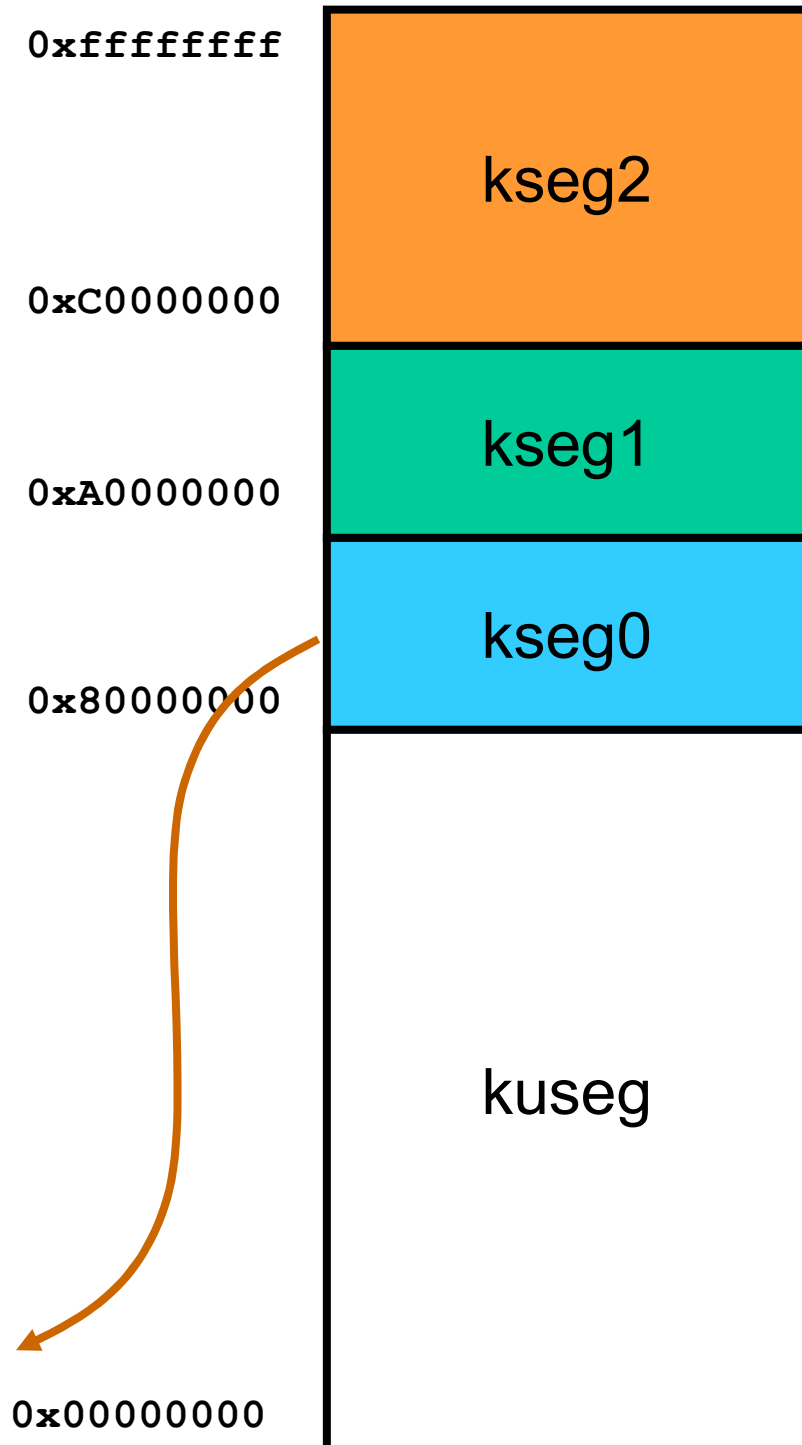
EntryLo Register (TLB data fields)

- N = Not cacheable
- D = Dirty = Write protect
- G = Global (ignore ASID in lookup)
- V = valid bit
- 64 TLB entries
- Accessed via software through Coprocessor 0 registers
 - EntryHi and EntryLo



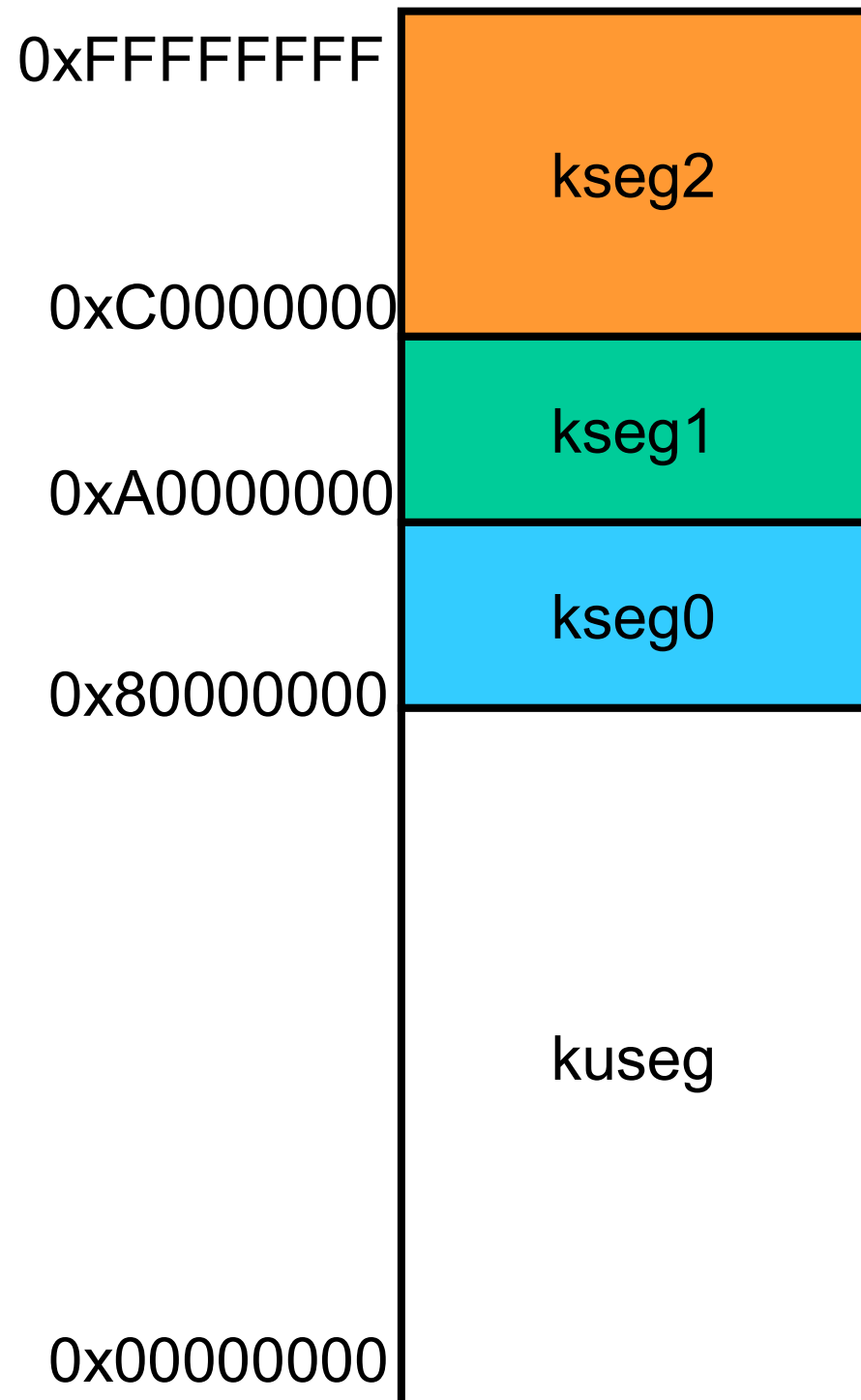
R3000 Address Space Layout

- kseg0:
 - 512 megabytes
 - Fixed translation window to physical memory
 - 0x80000000 - 0x9fffffff virtual = 0x00000000 - 0x1ffffff physical
 - TLB not used
 - Cacheable
 - Only kernel-mode accessible
 - Usually where the kernel code and data is placed



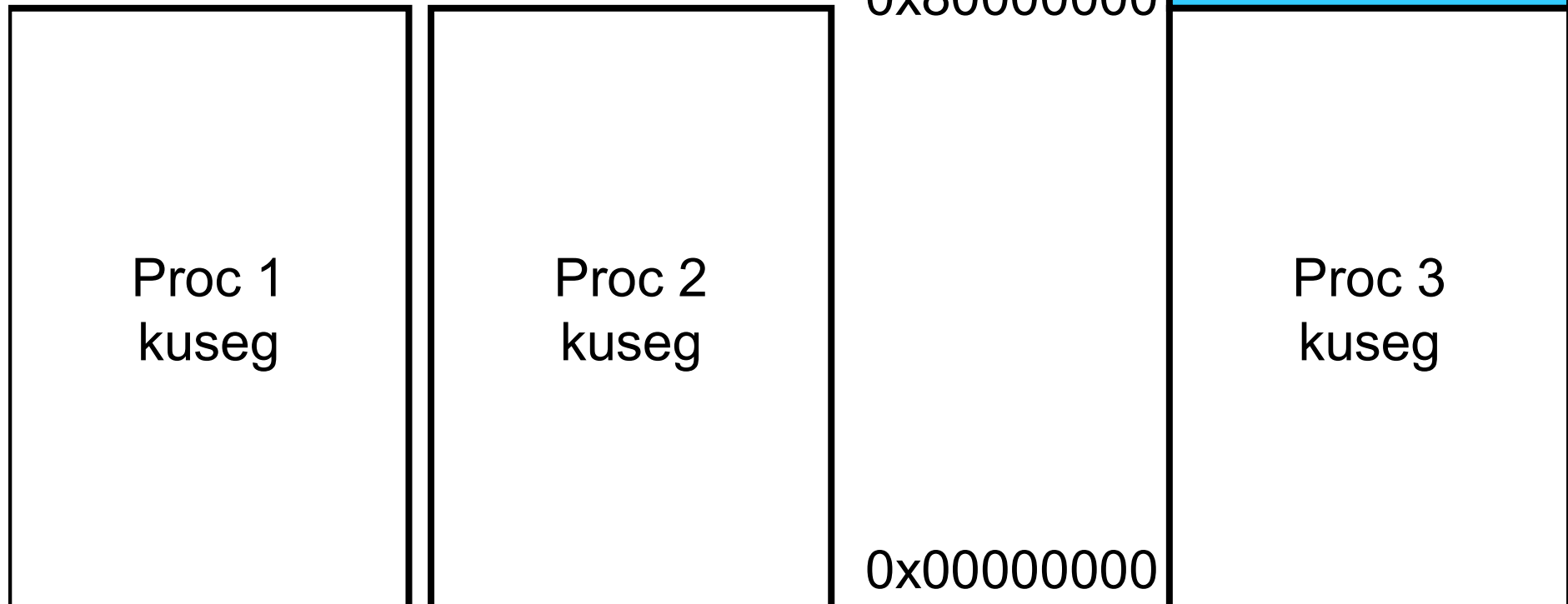
R3000 Address Space Layout

- kuseg:
 - 2 gigabytes
 - TLB translated (mapped)
 - Cacheable (depending on 'N' bit)
 - user-mode and kernel mode accessible
 - Page size is 4K



R3000 Address Space Layout

- Switching processes switches the translation (page table) for kuseg



R3000 Address Space Layout

- kseg1:
 - 512 megabytes
 - Fixed translation window to physical memory
 - 0xa0000000 - 0xbfffffff virtual = 0x00000000 - 0x1fffffff physical
 - TLB not used
 - **NOT** cacheable
 - Only kernel-mode accessible
 - Where devices are accessed (and boot ROM)

