



Events, Co-routines, Continuations and Threads

OS (and application) Execution Models

System Building

General purpose systems need to deal with

- Many activities
 - potentially overlapping
 - may be interdependent
- Activities that depend on external phenomena
 - may requiring waiting for completion (e.g. disk read)
 - reacting to external triggers (e.g. interrupts)

Need a systematic approach to system structuring

Construction Approaches

Events

Coroutines

Threads

Continuations

Events

External entities generate (post) events.

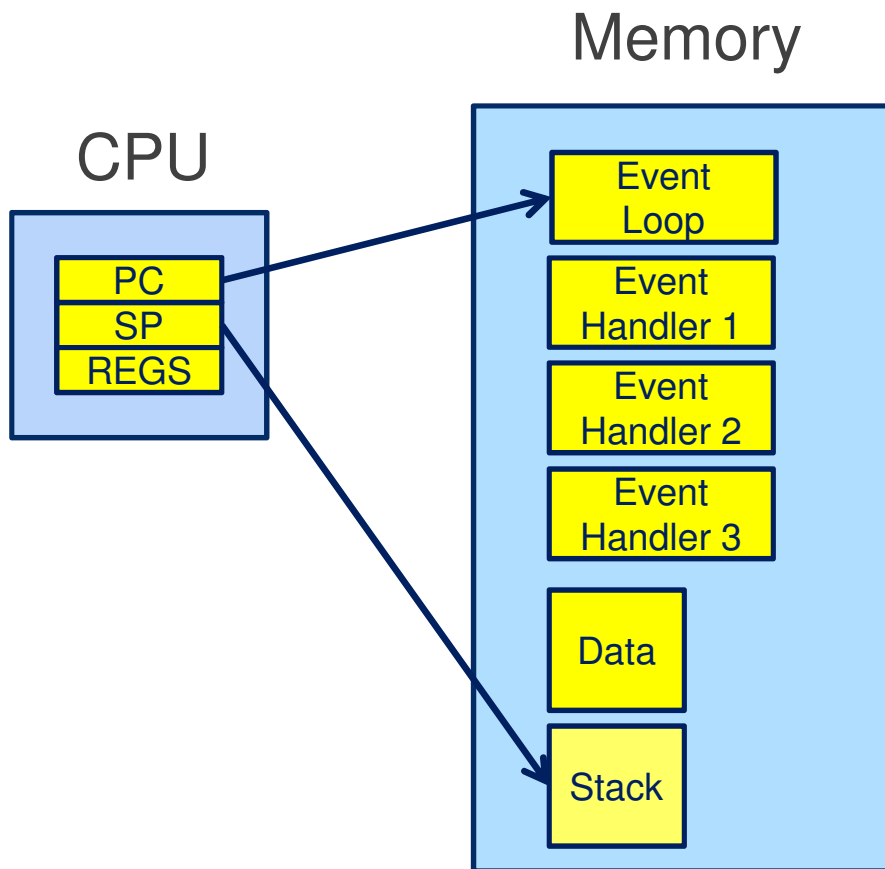
- keyboard presses, mouse clicks, system calls

Event loop waits for events and calls an appropriate *event handler*.

- common paradigm for GUIs

Event handler is a function that runs until completion and returns to the *event loop*.

Event Model



The event model only requires a single stack

- All event handlers must return to the event loop
 - No blocking
 - No yielding

No preemption of handlers

- Handlers generally short lived

What is 'a'?

```
int a; /* global */
```

```
int func()
```

```
{
```

```
    a = 1;
```

```
    if (a == 1) {
```

```
        a = 2;
```

```
    }
```

```
    return a;
```

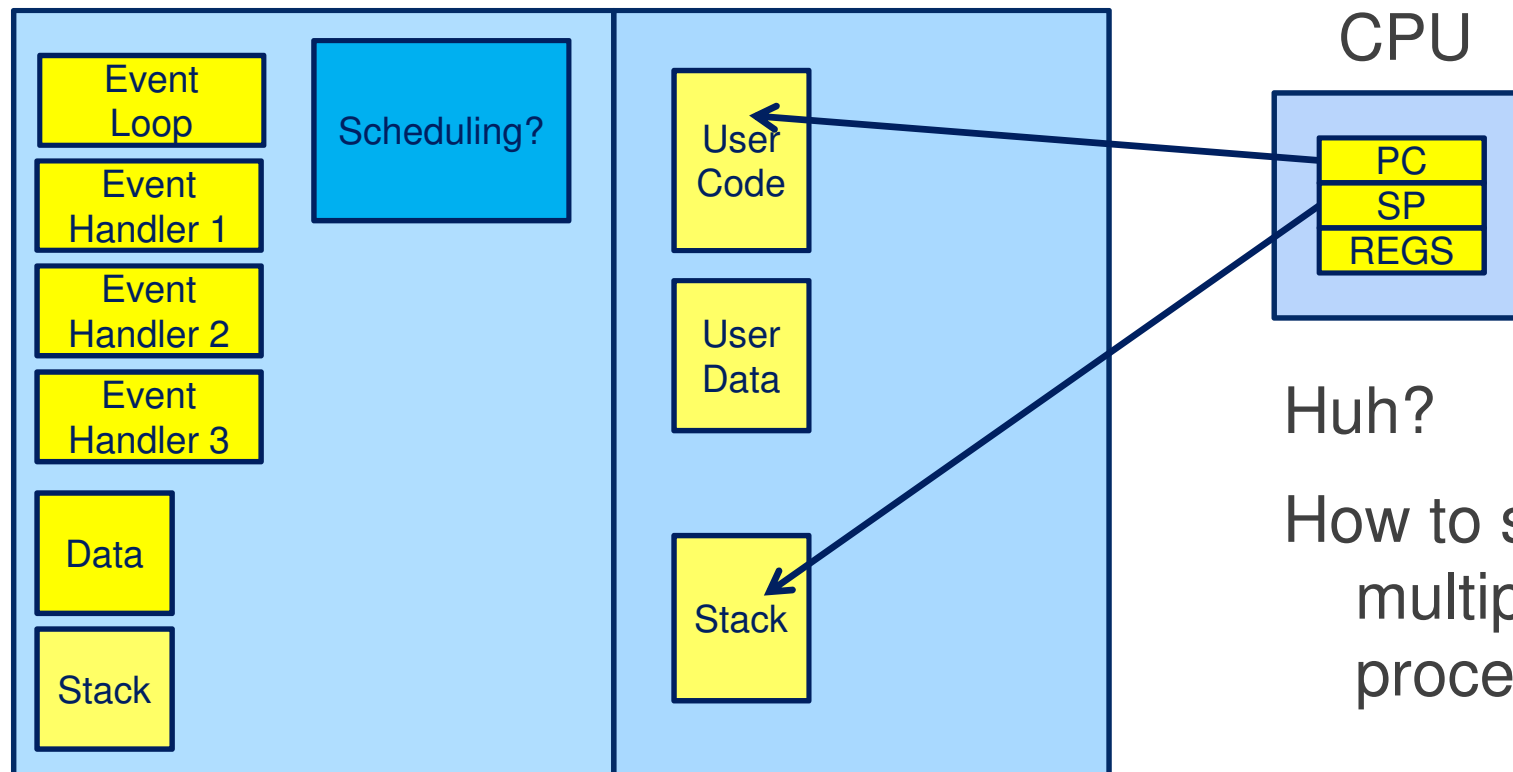
```
}
```

No concurrency issues within a handler

Event-based kernel on CPU with protection

Kernel-only Memory

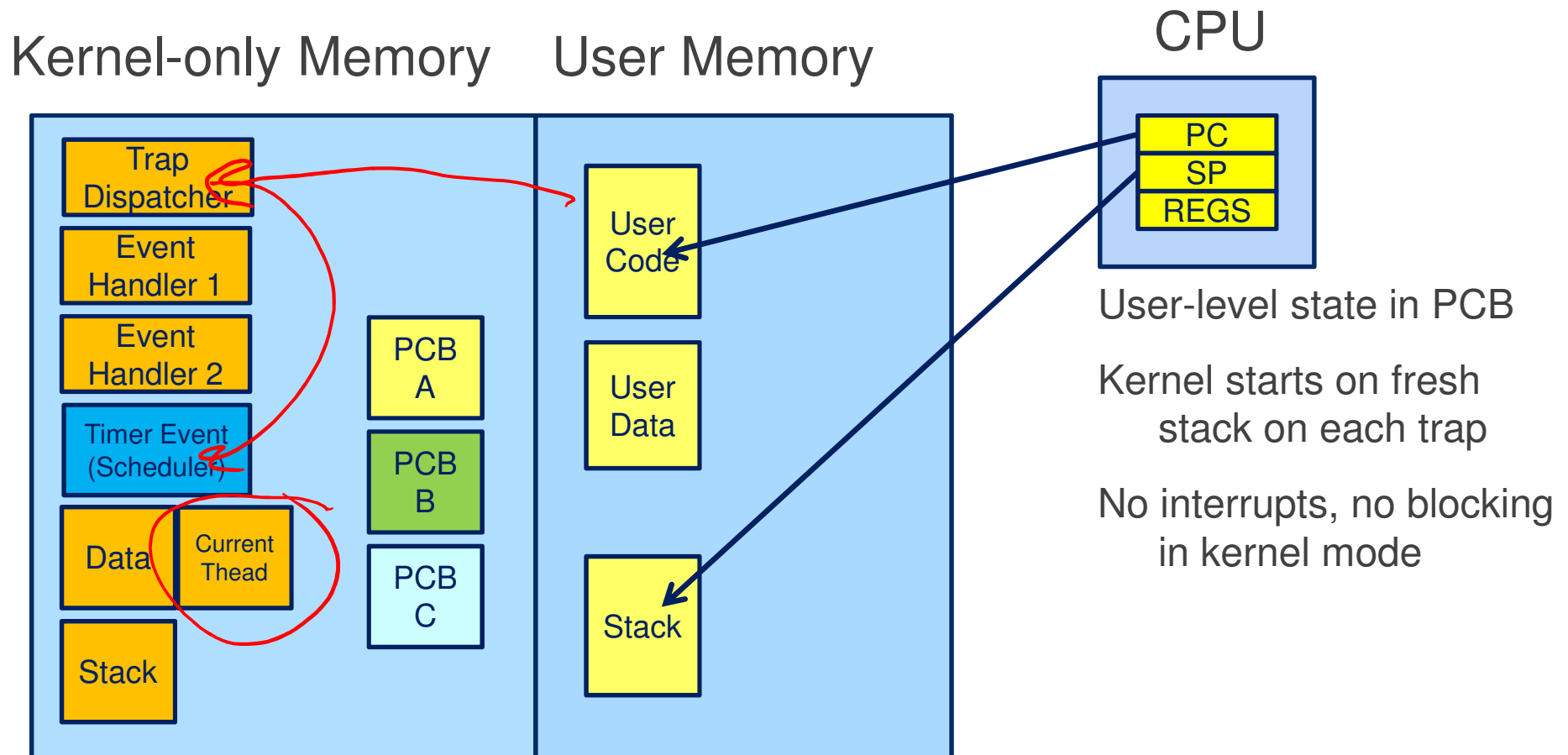
User Memory



Huh?

How to support multiple processes?

Event-based kernel on CPU with protection



Co-routines

Originally described in:

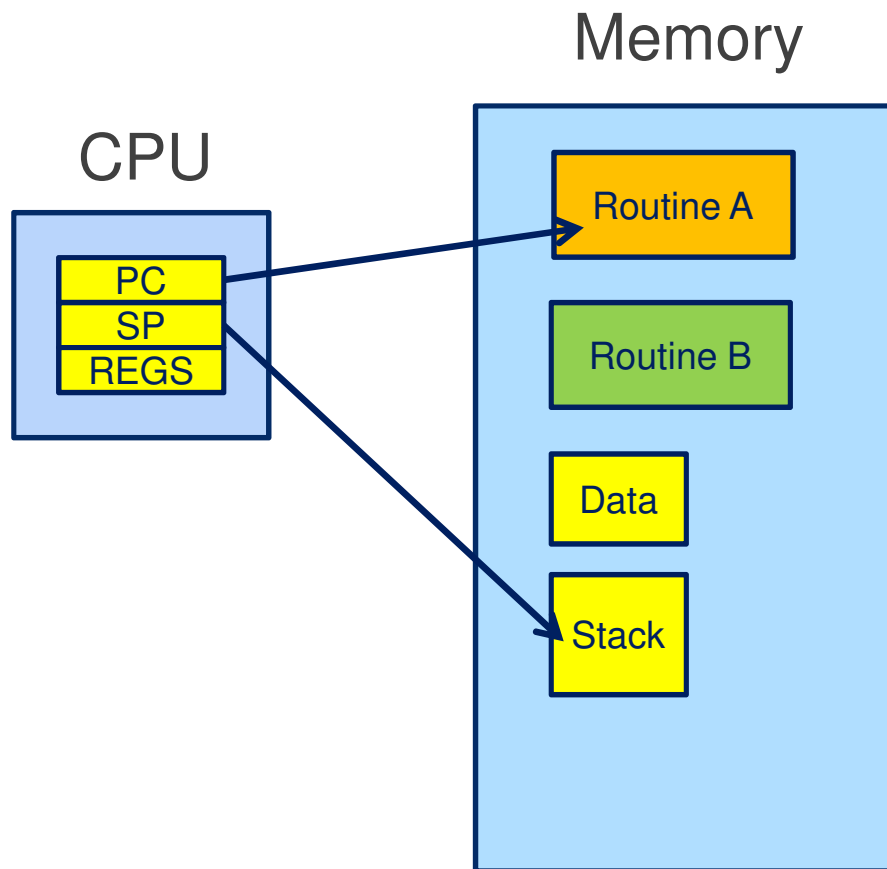
- Melvin E. Conway. 1963. Design of a separable transition-diagram compiler. *Commun. ACM* 6, 7 (July 1963), 396-408. DOI=<http://dx.doi.org/10.1145/366663.366704>

Analogous to a “subroutine” with extra entry and exit points.

Via yield()

- Supports long running subroutines
- An implement sync primitives that wait for a condition to be true

Co-routines



yield() saves state of routine A
and starts routine B

- or resumes B's state from its previous yield() point.

No preemption

What is 'a'?

```
int a; /* global */
```

```
int func()
```

```
{
```

```
    a = 1;
```

```
    yield();
```

```
    if (a == 1) {
```

```
        a = 2;
```

```
    }
```

```
    return a;
```

```
}
```

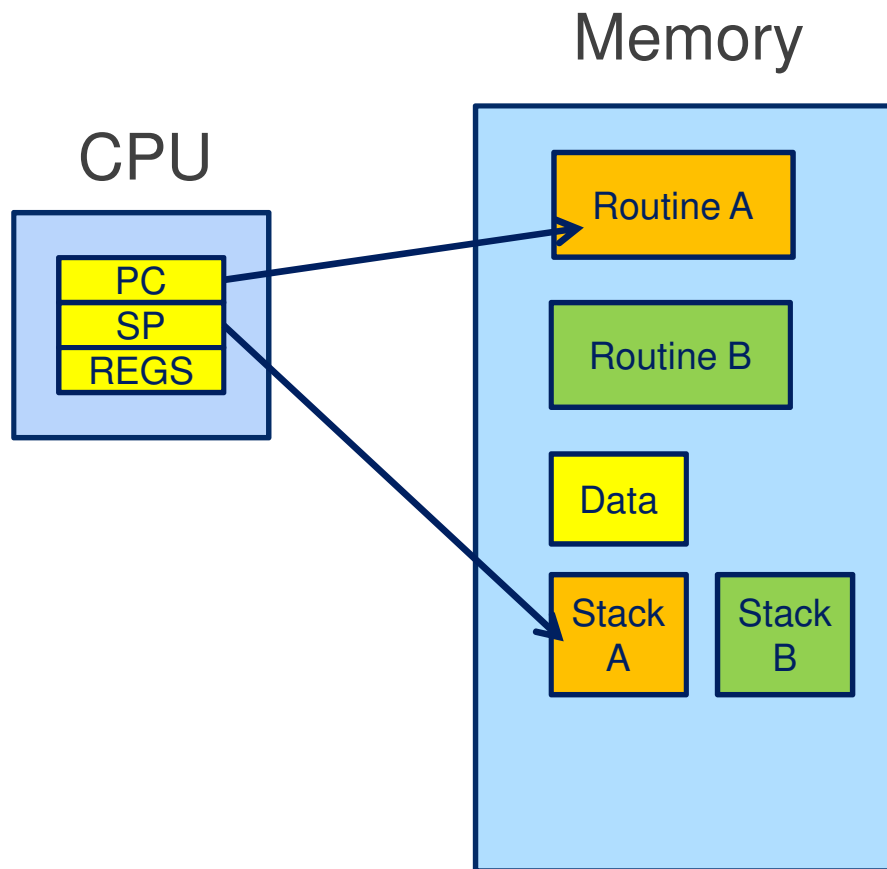
What is 'a'?

```
int a; /* global */
```

```
int func() {  
    a = 1;  
    if (a == 1) {  
        yield();  
        a = 2;  
    }  
    return a;  
}
```

No concurrency issues/races as
globals are exclusive between
yields()

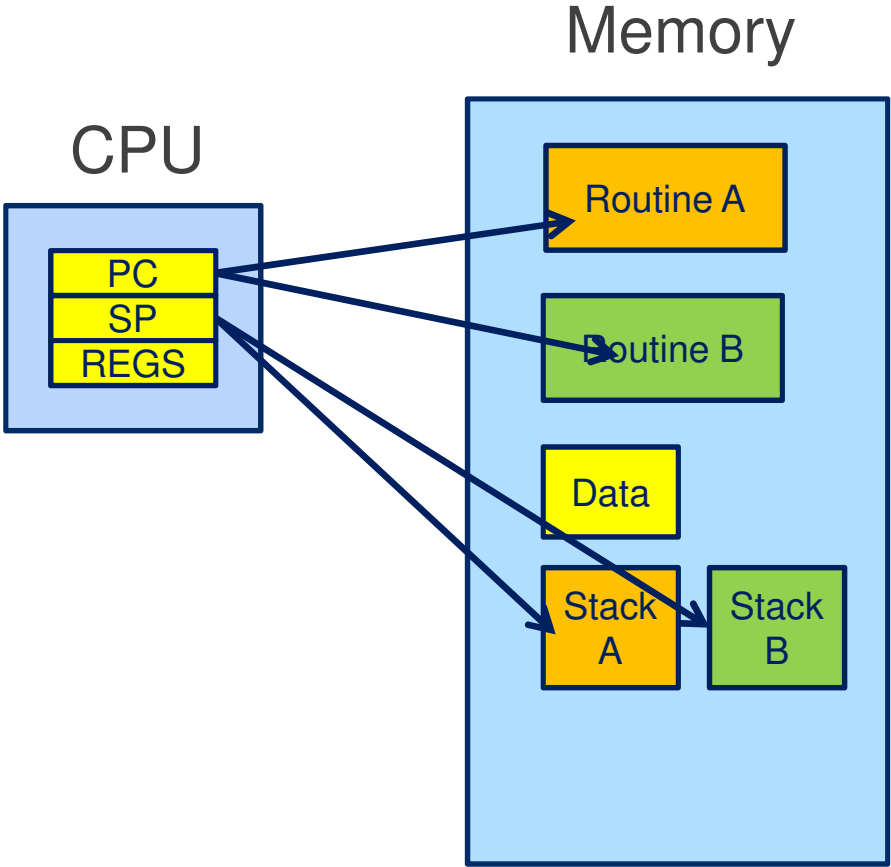
Co-routines Implementation strategy?



Usually implemented with a stack per routine

Preserves current state of execution of the routine

Co-routines



Routine A state currently loaded
Routine B state stored on stack
Routine switch from A → B

- saving state of A a
 - regs, sp, pc
- restoring the state of B
 - regs, sp, pc

A hypothetical yield()

yield:

```
/*
 * a0 contains a pointer to the previous routine's struct.
 * a1 contains a pointer to the new routine's struct.
 *
 * The registers get saved on the stack, namely:
 *
 *     s0-s8
 *     gp, ra
 *
 */

/* Allocate stack space for saving 11 registers. 11*4 = 44 */
addi sp, sp, -44
```

```
/* Save the registers */
```

```
sw ra, 40(sp)
```

```
sw gp, 36(sp)
```

```
sw s8, 32(sp)
```

```
sw s7, 28(sp)
```

```
sw s6, 24(sp)
```

```
sw s5, 20(sp)
```

```
sw s4, 16(sp)
```

```
sw s3, 12(sp)
```

```
sw s2, 8(sp)
```

```
sw s1, 4(sp)
```

```
sw s0, 0(sp)
```

Save the registers
that the 'C'
procedure calling
convention
expects
preserved

```
/* Store the old stack pointer in the old pcb */
```

```
sw sp, 0(a0)
```



```

/* Get the new stack pointer from the new pcb */
lw  sp, 0(a1)
nop          /* delay slot for load */

/* Now, restore the registers */
lw  s0, 0(sp)
lw  s1, 4(sp)
lw  s2, 8(sp)
lw  s3, 12(sp)
lw  s4, 16(sp)
lw  s5, 20(sp)
lw  s6, 24(sp)
lw  s7, 28(sp)
lw  s8, 32(sp)
lw  gp, 36(sp)
lw  ra, 40(sp)
nop          /* delay slot for load */

/* and return. */
j  ra
addi sp, sp, 44 /* in delay slot */
.end mips_switch

```

Routine A

```
yield(a,b)
```

```
{
```

```
}
```

```
yield(a,b)
```

```
{
```

Routine B

```
—————> }
```

```
←———— yield(b,a)
```

```
{
```

```
—————> }
```

Yield

What is 'a'?

```
int a; /* global */
```

```
int func() {  
    a = 1;  
    func2();  
    if (a == 1) {  
        a = 2;  
    }  
    return a;  
}
```

Coroutines

What about subroutines combined with coroutines

- i.e. what is the issue with calling subroutines?

Subroutine calling might involve an implicit yield()

- potentially creates a race on globals
 - either understand where all yields lie, or
 - cooperative multithreading

Cooperative Multithreading

Also called green threads

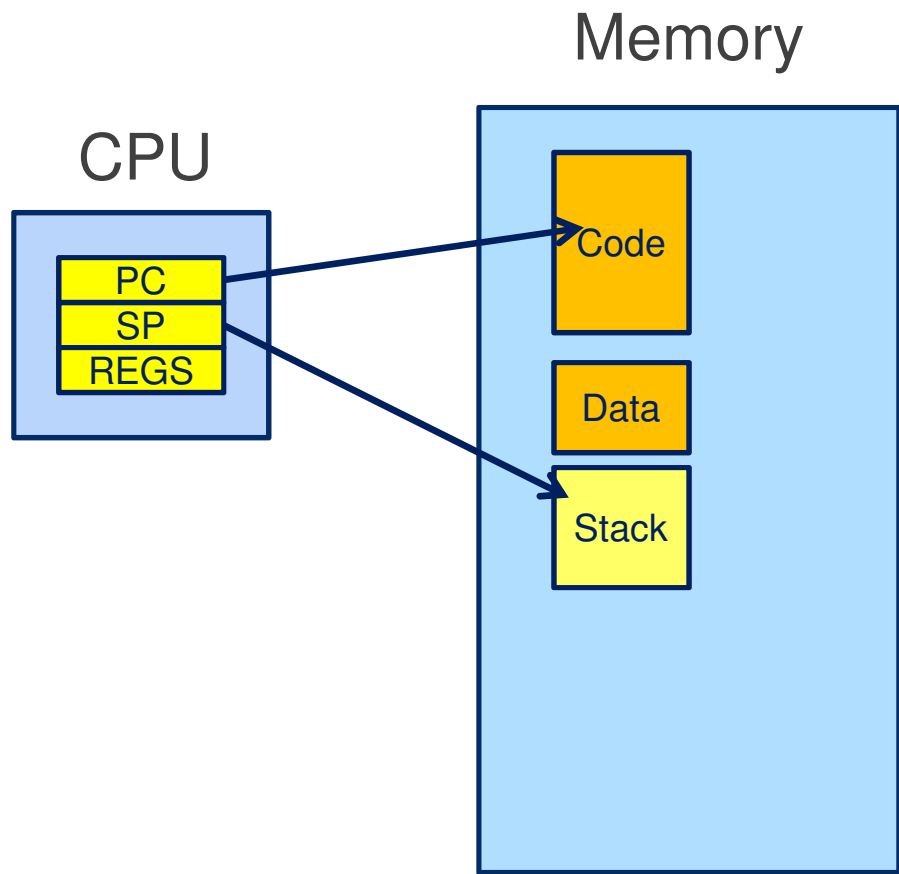
Conservatively assumes a multithreading model

- i.e. uses synchronisation to avoid races,
- and makes no assumption about subroutine behaviour
 - Everything thing can potentially yield()

```
int a; /* global */

int func() {
    int t;
    lock_acquire(lock)
    a = 1;
    func2();
    if (a == 1) {
        a = 2;
    }
    t = a;
    lock_release(lock);
    return t;
}
```

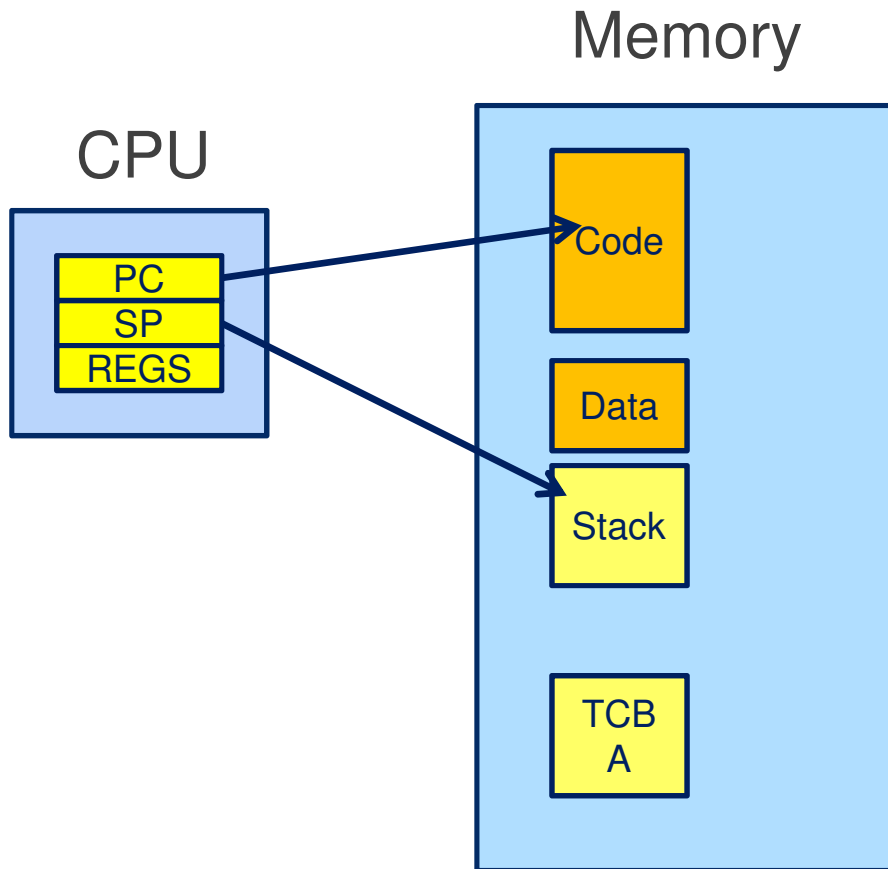
A Thread



Thread attributes

- processor related
 - memory
 - program counter
 - stack pointer
 - registers (and status)
- OS/package related
 - state (running/blocked)
 - identity
 - scheduler (queues, priority)
 - etc...

Thread Control Block

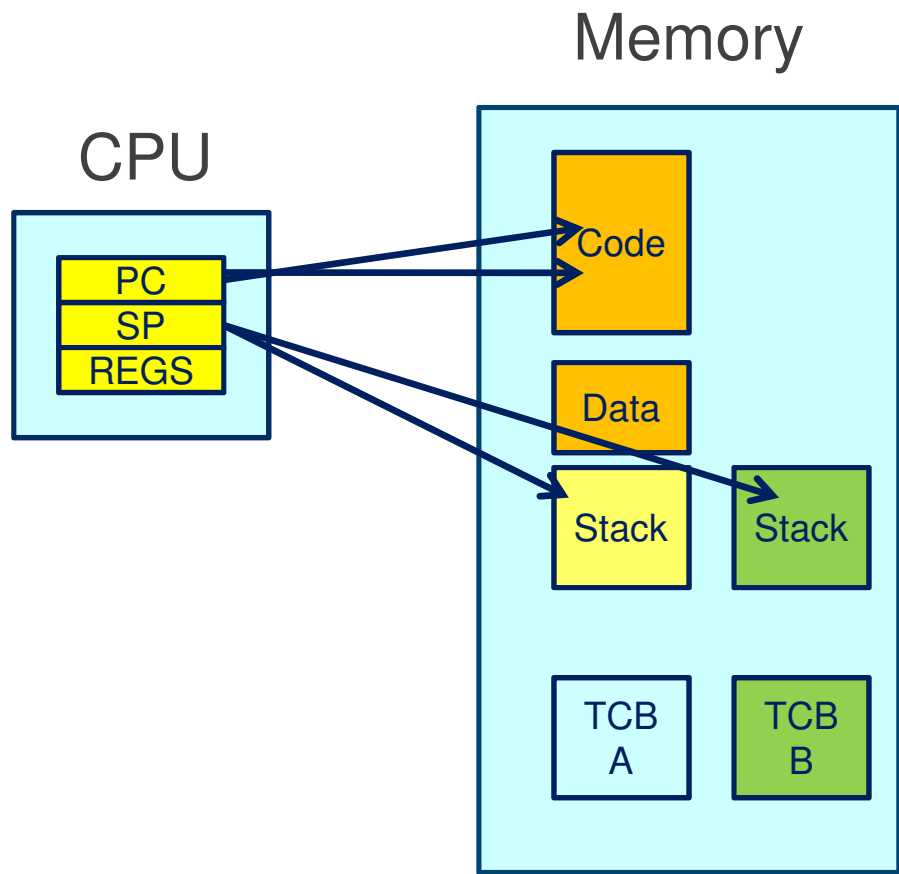


To support more than a single thread we need to store thread state and attributes

Stored in thread control block

- also indirectly in stack

Thread A and Thread B



Thread A state currently loaded

Thread B state stored in TCB B

Thread switch from A → B

- saving state of thread a
 - regs, sp, pc
- restoring the state of thread B
 - regs, sp, pc

Note: registers and PC can be stored on the stack, and only SP stored in TCB

Approximate OS

```
mi_switch()
{
    struct thread *cur, *next;
    next = scheduler();

    /* update curthread */
    cur = curthread;
    curthread = next;
    /*
     * Call the machine-dependent code that actually does the
     * context switch.
     */
    md_switch(&cur->t_pcb, &next->t_pcb);
    /* back running in same thread */
}
```

Note: global
variable curthread

OS/161 mips_switch

mips_switch:

```
/*
 * a0 contains a pointer to the old thread's struct pcb.
 * a1 contains a pointer to the new thread's struct pcb.
 *
 * The only thing we touch in the pcb is the first word, which
 * we save the stack pointer in. The other registers get saved
 * on the stack, namely:
 *
 *     s0-s8
 *     gp, ra
 *
 * The order must match arch/mips/include/switchframe.h.
 */

/* Allocate stack space for saving 11 registers. 11*4 = 44 */
```

```
addi sp, sp, -44
```

OS/161 mips_switch

```
/* Save the registers */
```

```
sw ra, 40(sp)
```

```
sw gp, 36(sp)
```

```
sw s8, 32(sp)
```

```
sw s7, 28(sp)
```

```
sw s6, 24(sp)
```

```
sw s5, 20(sp)
```

```
sw s4, 16(sp)
```

```
sw s3, 12(sp)
```

```
sw s2, 8(sp)
```

```
sw s1, 4(sp)
```

```
sw s0, 0(sp)
```

```
/* Store the old stack pointer in the old pcb */
```

```
sw sp, 0(a0)
```

Save the registers that the 'C' procedure calling convention expects preserved

OS/161 mips_switch

```
/* Get the new stack pointer from the new pcb */
lw    sp, 0(a1)
nop                    /* delay slot for load */

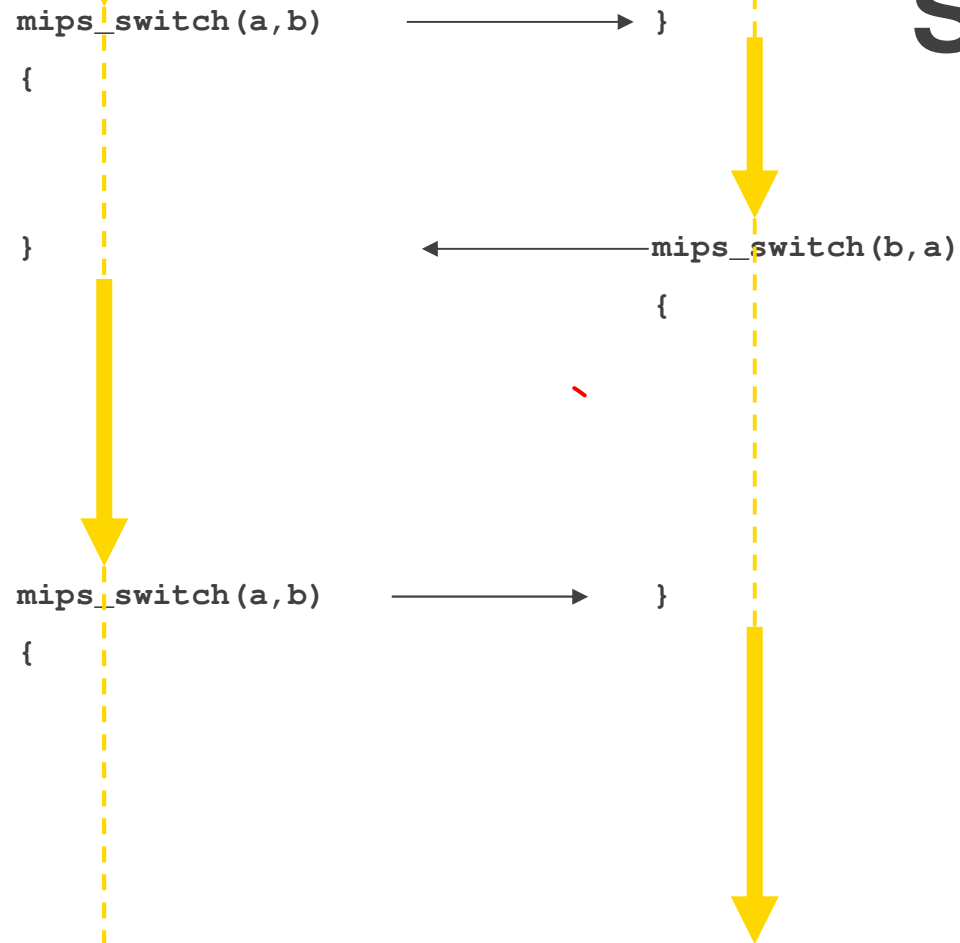
/* Now, restore the registers */
lw    s0, 0(sp)
lw    s1, 4(sp)
lw    s2, 8(sp)
lw    s3, 12(sp)
lw    s4, 16(sp)
lw    s5, 20(sp)
lw    s6, 24(sp)
lw    s7, 28(sp)
lw    s8, 32(sp)
lw    gp, 36(sp)
lw    ra, 40(sp)
nop                    /* delay slot for load */

/* and return. */
j    ra
addi sp, sp, 44        /* in delay slot */
.end mips_switch
```

Thread a

Thread b

Thread Switch



Preemptive Multithreading

Switch can be triggered by asynchronous external event

- timer interrupt

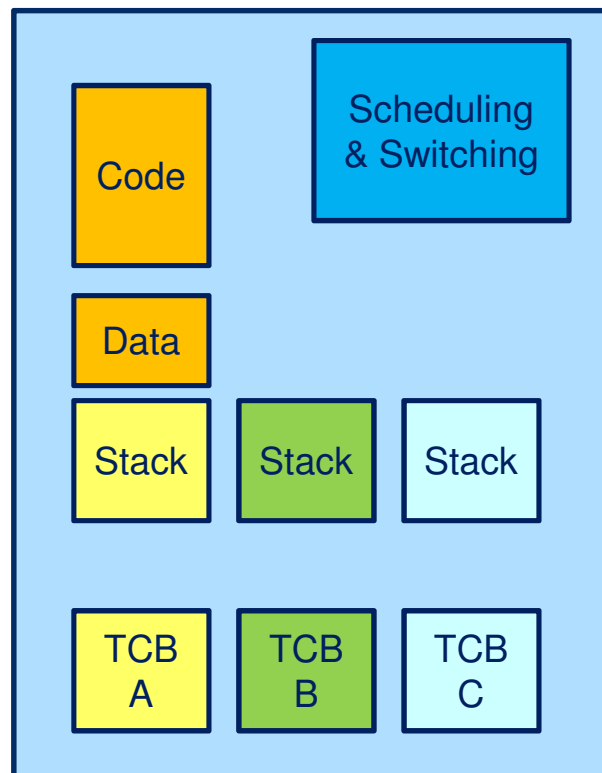
Asynch event saves current state

- on current stack, if in kernel (nesting)
- on kernel stack or in TCB if coming from user-level

call `thread_switch()`

Threads on simple CPU

Memory

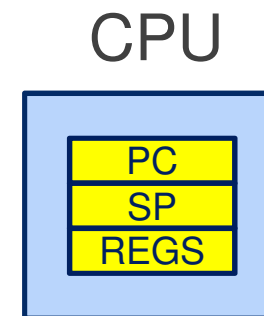
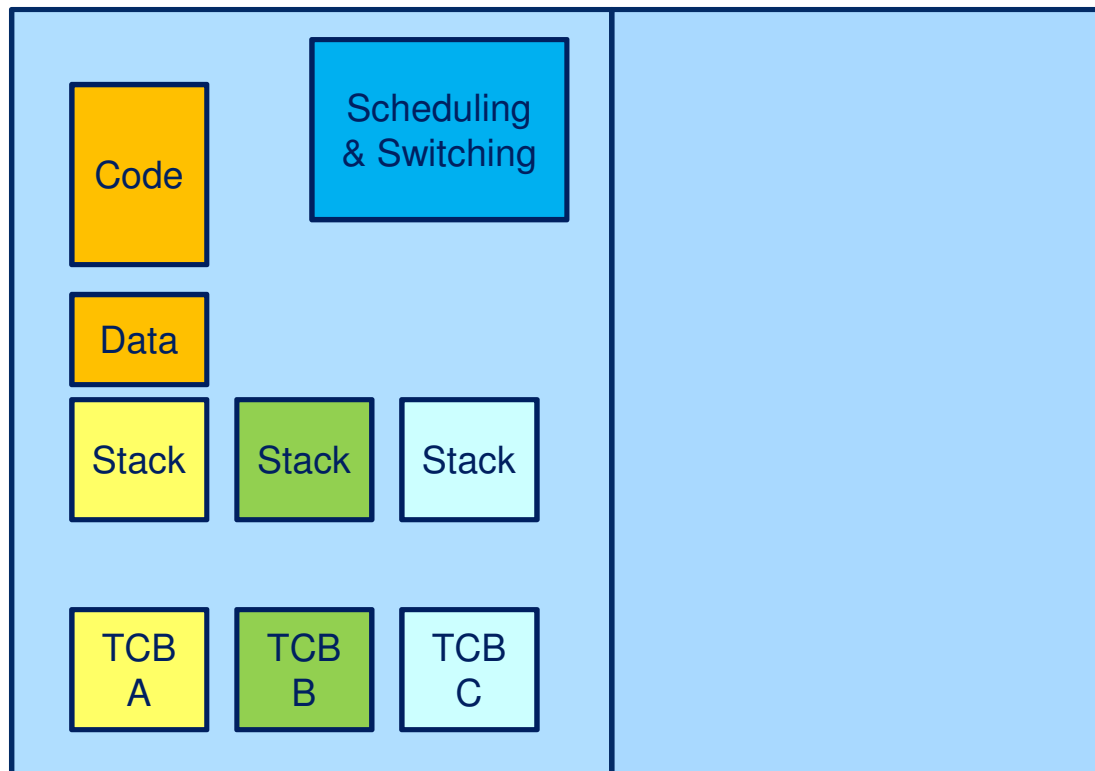


Threads on CPU with protection

Kernel-only Memory

User Memory

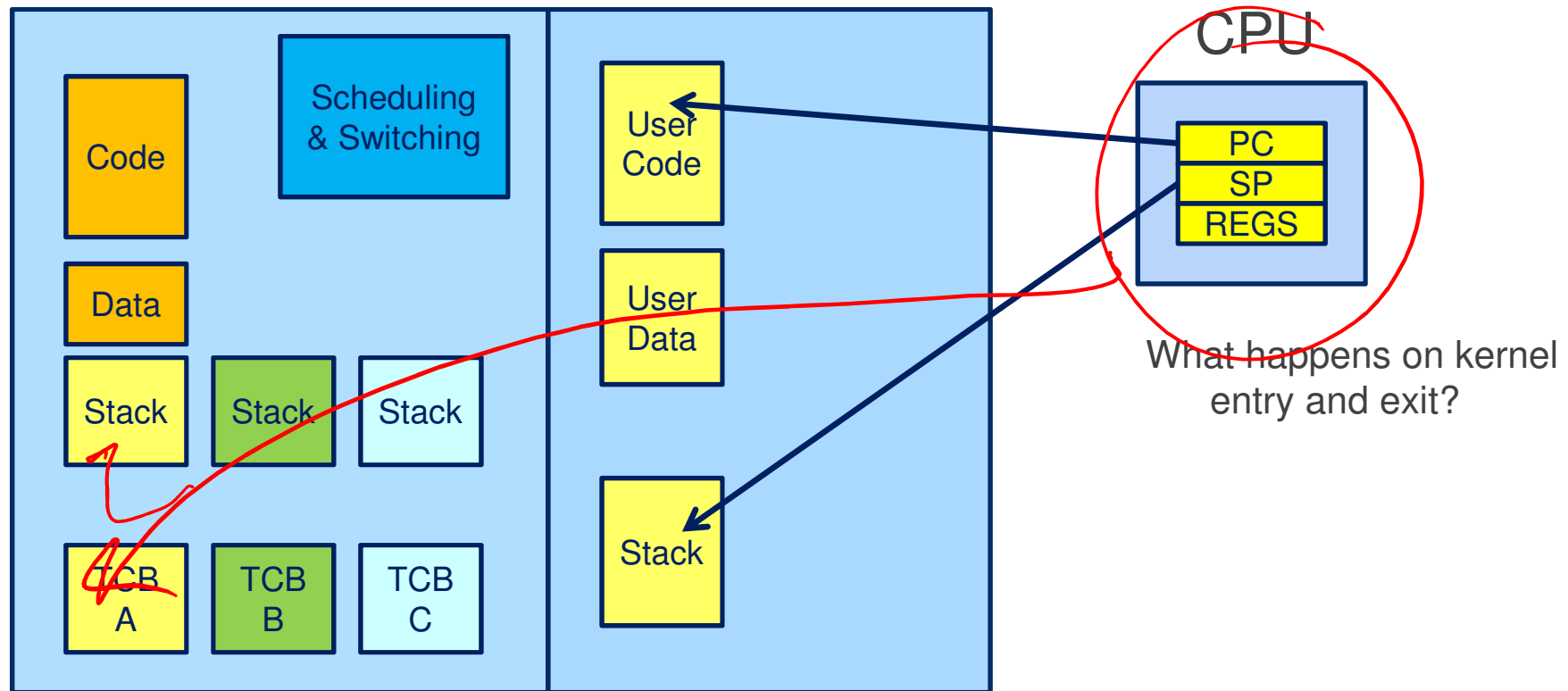
What is missing?



Threads on CPU with protection

Kernel-only Memory

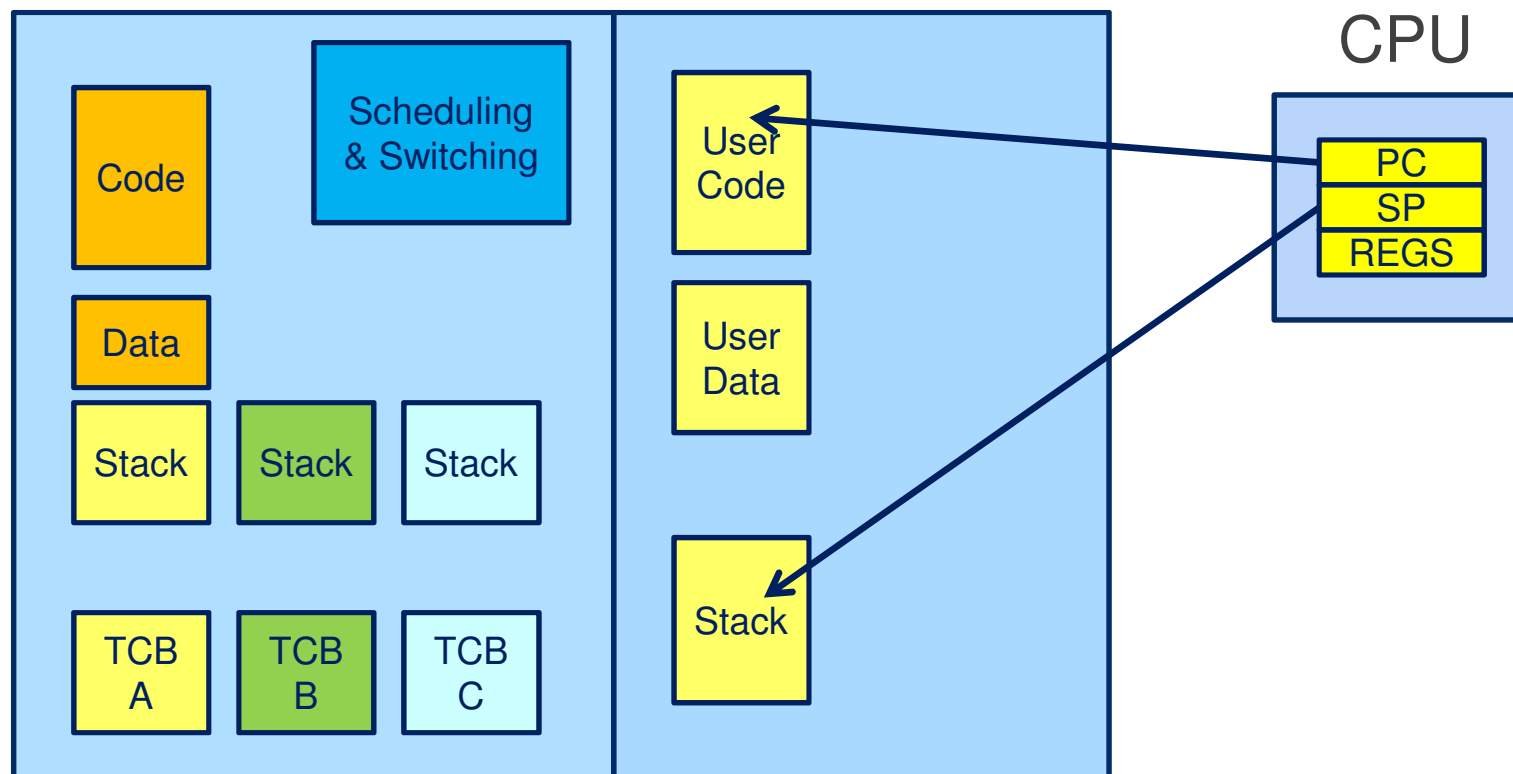
User Memory



Switching Address Spaces on Thread Switch = Processes

Kernel-only Memory

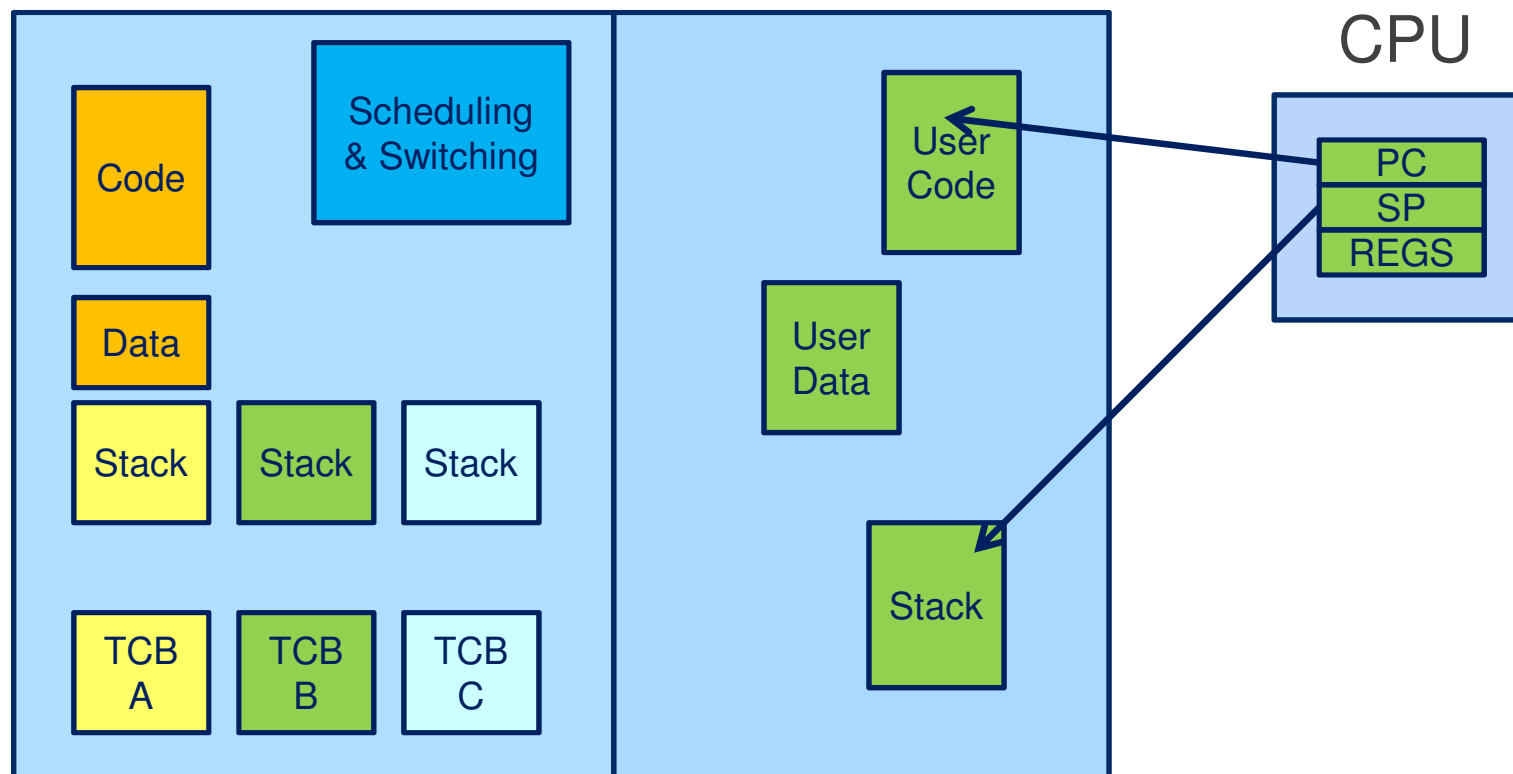
User Memory



Switching Address Spaces on Thread Switch = Processes

Kernel-only Memory

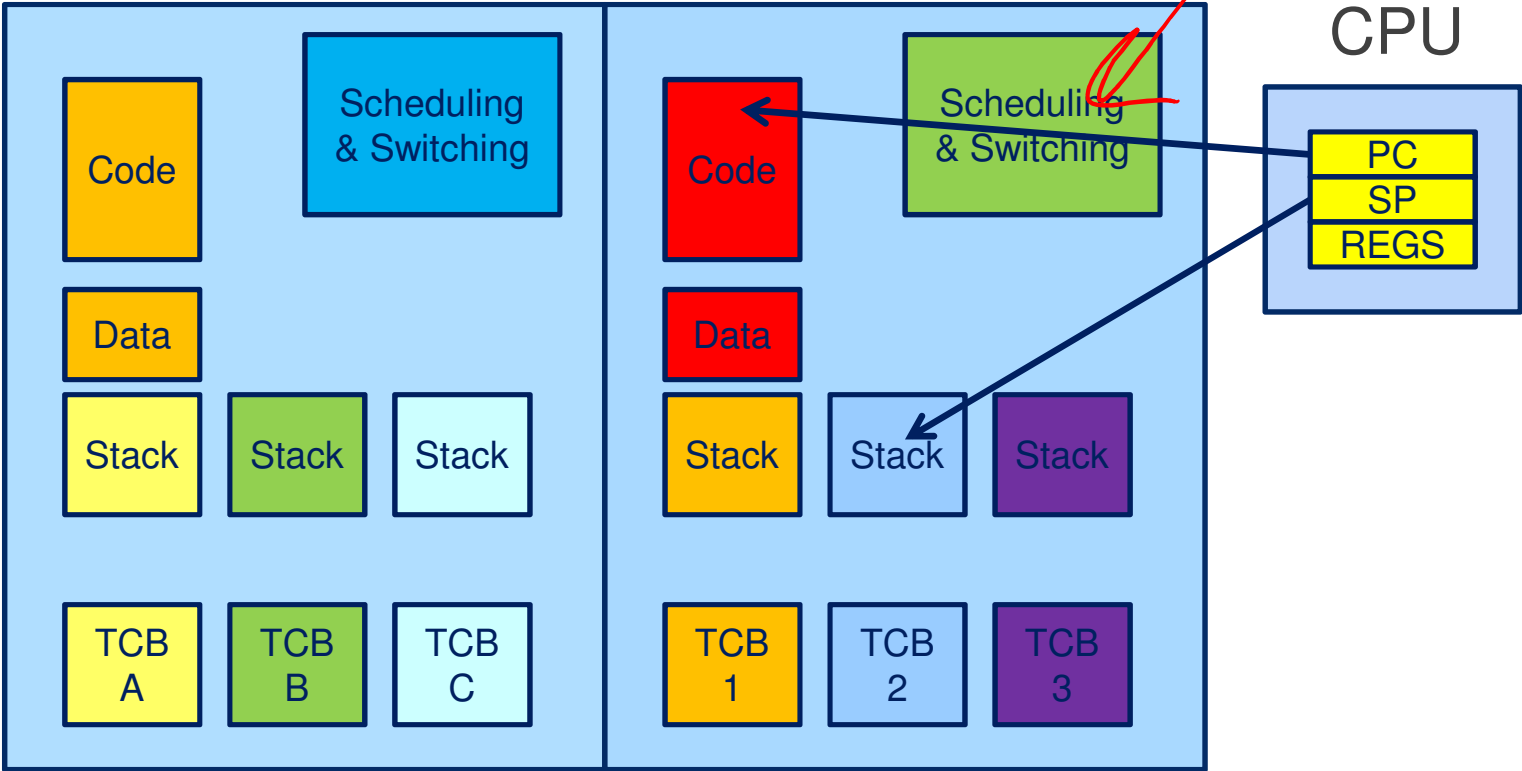
User Memory



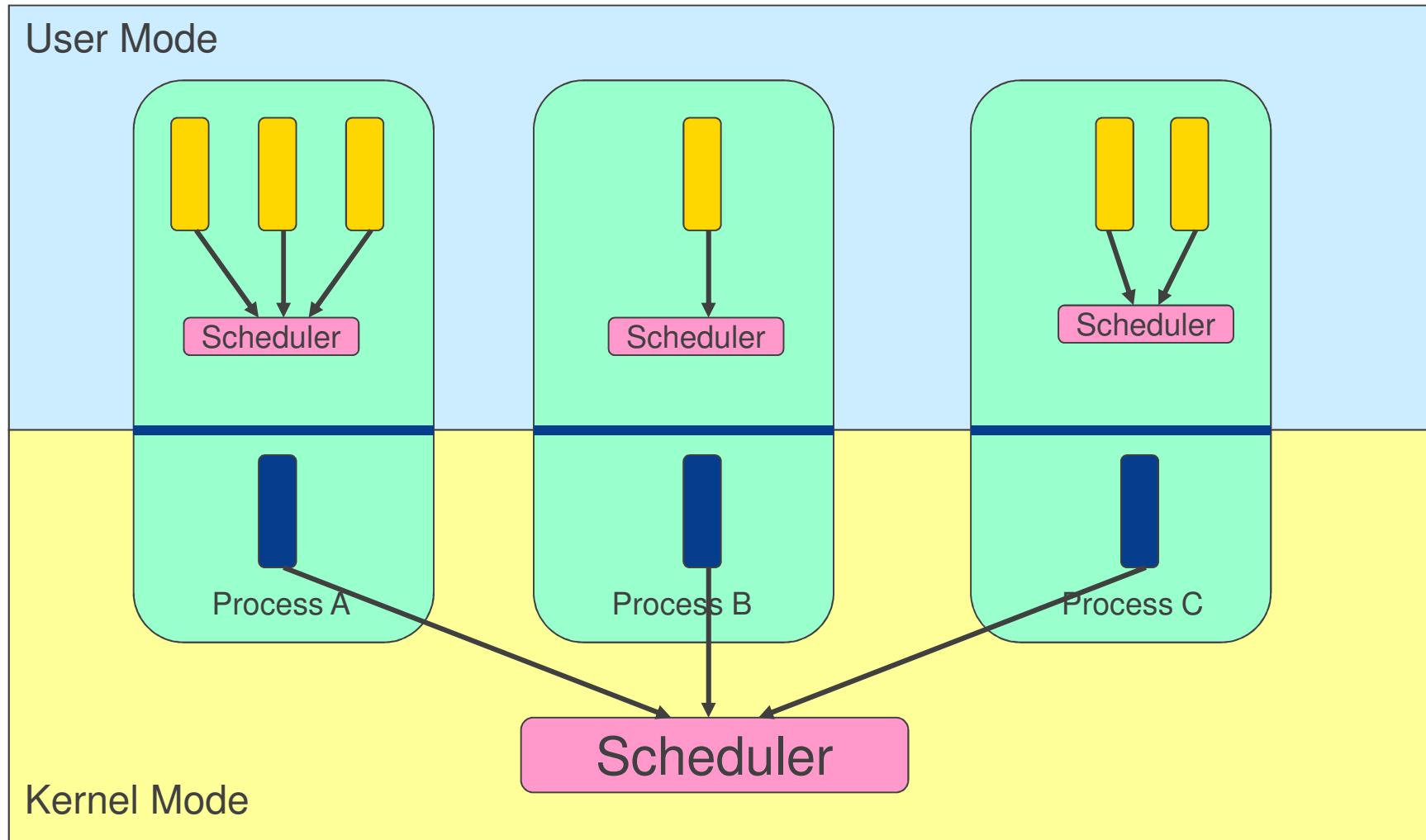
What is this?

Kernel-only Memory

User Memory



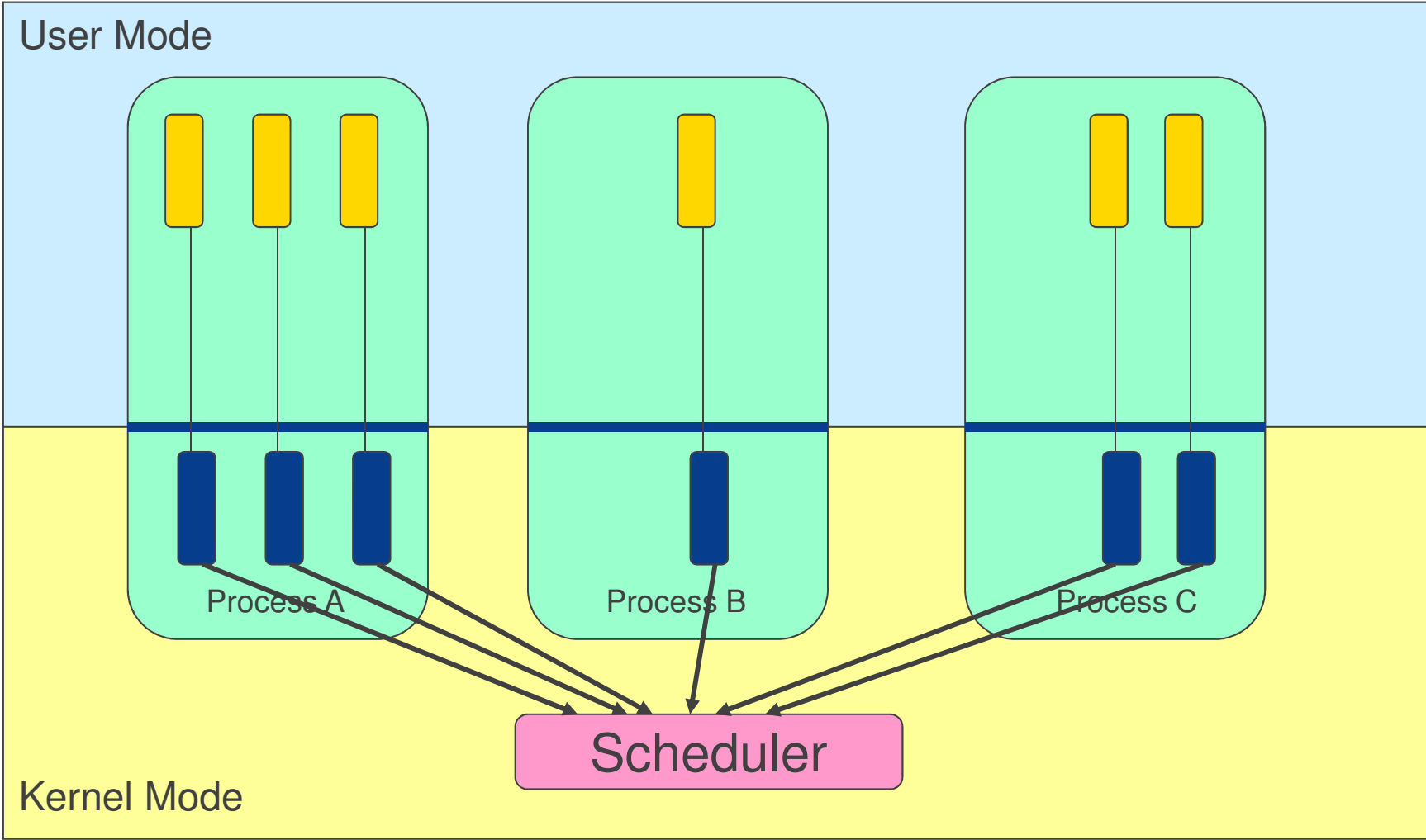
User-level Threads



User-level Threads

- ✓ Fast thread management (creation, deletion, switching, synchronisation...)
- ✗ Blocking blocks all threads in a process
 - Syscalls
 - Page faults
- ✗ No thread-level parallelism on multiprocessor

Kernel-Level Threads



Kernel-level Threads

- ✗ Slow thread management (creation, deletion, switching, synchronisation...)
- System calls
- ✓ Blocking blocks only the appropriate thread in a process
- ✓ Thread-level parallelism on multiprocessor

Continuations (in Functional Languages)

Definition of a *Continuation*

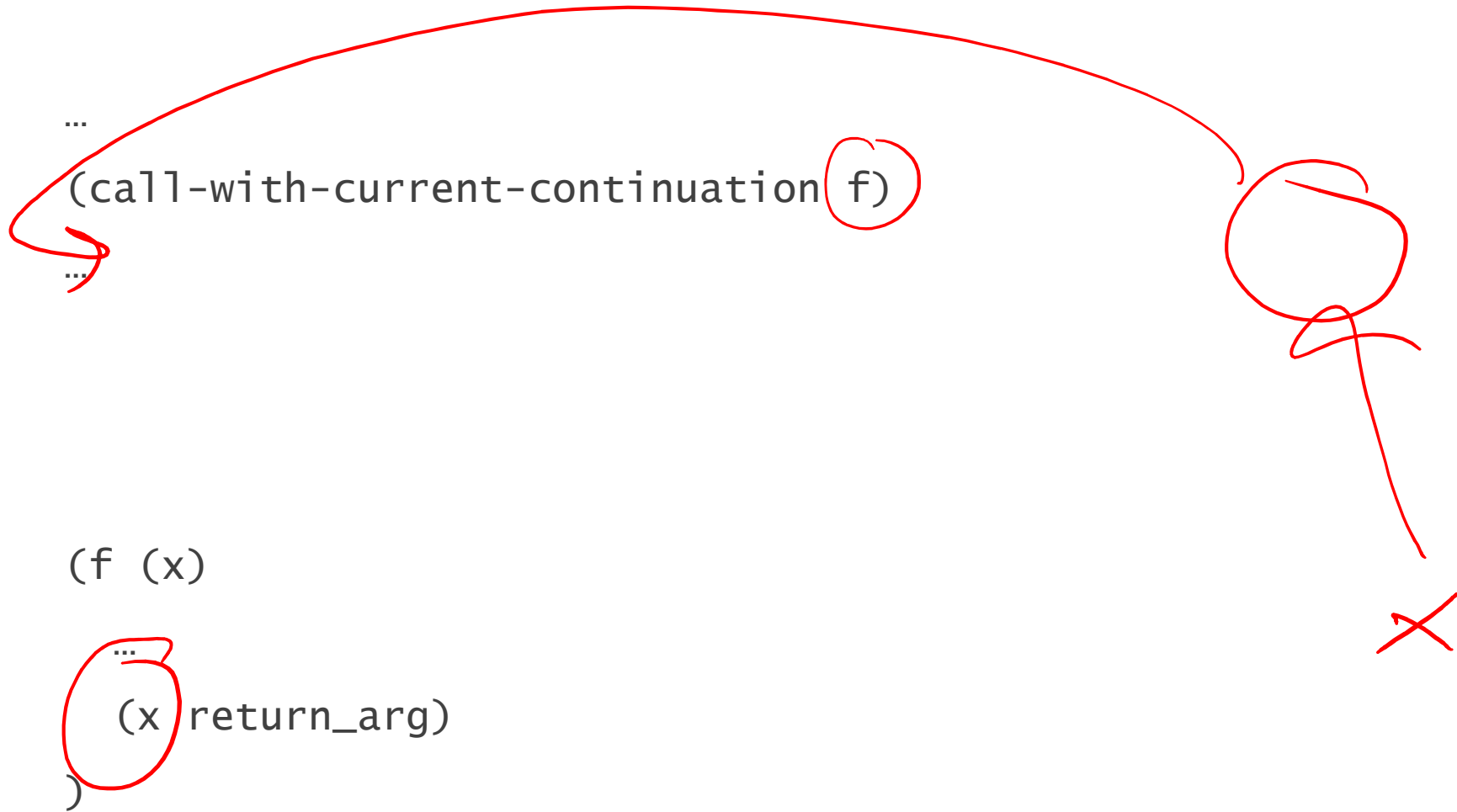
- representation of an instance of a computation at a point in time

call/cc in Scheme

call/cc = call-with-current-continuation

A function

- takes a function (f) to call as an argument
- calls that function with a reference to current continuation (cont) as an argument
- when cont is later called, the continuation is restored.
 - The argument to cont is returned from to the caller of call/cc



Note

For C-programmers, call/cc is effectively saving stack, and PC

Simple Example

```
(define (f arg)
  (arg 2)
  3)
```

(display (f (lambda (x) x))); displays 3

```
(display (call-with-current-continuation f))
;displays 2
```

Derived from <http://en.wikipedia.org/wiki/Call-with-current-continuation>

Another Simple Example

```
(define the-continuation #f)
(define (test)
  (let ((i 0))
    ; call/cc calls its first function argument, passing
    ; a continuation variable representing this point in
    ; the program as the argument to that function.
    ;
    ; In this case, the function argument assigns that
    ; continuation to the variable the-continuation.
    ;
    (call/cc (lambda (k) (set! the-continuation k)))
    ;
    ; The next time the-continuation is called, we start here.
    (set! i (+ i 1))
    i))
```

Another Simple Example

> (test)

1

> (the-continuation)

2

> (the-continuation)

3

> ; stores the current continuation (which will print 4 next) away

> (define another-continuation the-continuation)

> (test) ; resets the-continuation

1

> (the-continuation)

2

> (another-continuation) ; uses the previously stored continuation

4

Yet Another Simple Example

```
;;; Return the first element in LST for which WANTED? returns a true  
;;; value.
```

```
(define (search wanted? lst)  
  (call/cc (lambda (arg)  
    (for-each (lambda (element)  
      (if (wanted? element)  
          (arg element)))  
    lst)  
    #f)))
```

Coroutine Example

;;; This starts a new routine running (proc).

```
(define (fork proc)
  (call/cc (lambda (k)
    (enqueue k)
    (proc))))
```

;;; This yields the processor to another routine, if there is one.

```
(define (yield)
  (call/cc
    (lambda (k)
      (enqueue k)
      ((dequeue))))))
```

Continuations

A method to snapshot current (stack) state and return to the computation in the future

In the general case, as many times as we like

Variations and language environments (e.g. in C) result in less general continuations

- e.g. one shot continuations, `setjmp()/longjump()`

What should be a kernel's execution model?

Note that the same question can be asked of applications

The two alternatives

No one correct answer

From the view of the designer there are two alternatives.

Single Kernel Stack

Only one stack is used all the time to support all user threads.

Per-Thread Kernel Stack

Every user thread has a kernel stack.

Per-Thread Kernel Stack Processes Model

A thread's kernel state is implicitly encoded in the kernel activation stack

- If the thread must block in-kernel, we can simply switch from the current stack, to another threads stack until thread is resumed
- Resuming is simply switching back to the original stack
- Preemption is easy

```
example(arg1, arg2) {  
    P1(arg1, arg2);  
    if (need_to_block) {  
        thread_block();  
        P2(arg2);  
    } else {  
        P3();  
    }  
    /* return control to user */  
    return SUCCESS;  
}
```

Single Kernel Stack

“Event” or “Interrupt” Model

How do we use a single kernel stack to support many threads?

- Issue: How are system calls that block handled?

⇒ either *continuations*

- Using Continuations to Implement Thread Management and Communication in Operating Systems. [Draves *et al.*, 1991]

⇒ or *stateless kernel* (event model)

- Interface and Execution Models in the Fluke Kernel. [Ford *et al.*, 1999]
- Also seL4

Continuations

State required to resume a blocked thread is explicitly saved in a TCB

- A function pointer
- Variables

Stack can be discarded and reused to support new thread

Resuming involves discarding current stack, restoring the continuation, and continuing

```
example(arg1, arg2) {
    P1(arg1, arg2);
    if (need_to_block) {
        save_arg_in_TCB;
        thread_block(example_continue);
        /* NOT REACHED */
    } else {
        P3();
    }
    thread_syscall_return(SUCCESS);
}
example_continue() {
    recover_arg2_from_TCB;
    P2(recovered arg2);
    thread_syscall_return(SUCCESS);
}
```


Stateless Kernel

System calls can not block within the kernel

- If syscall must block (resource unavailable)
 - Modify user-state such that syscall is restarted when resources become available
 - Stack content is discarded (functions all return)

Preemption within kernel difficult to achieve.

⇒ Must (partially) roll syscall back to a restart point

Avoid page faults within kernel code

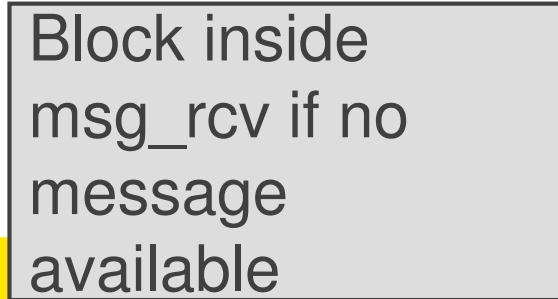
⇒ Syscall arguments in registers

- Page fault during roll-back to restart (due to a page fault) is fatal.

IPC implementation examples – Per thread stack

```
msg_send_rcv(msg, option,  
             send_size, rcv_size, ...) {  
  
    rc = msg_send(msg, option,  
                 send_size, ...);  
  
    if (rc != SUCCESS)  
        return rc;  
  
    rc = msg_rcv(msg, option, rcv_size, ...);  
    return rc;  
}
```

Send and Receive system call implemented by a non-blocking send part and a blocking receive part.

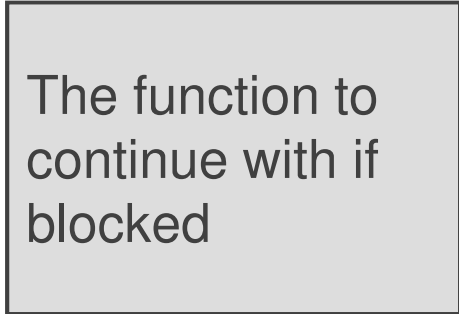


Block inside msg_rcv if no message available

IPC examples - Continuations

```
msg_send_rcv(msg, option,
             send_size, rcv_size, ...) {
    rc = msg_send(msg, option,
                 send_size, ...);
    if (rc != SUCCESS)
        return rc;
    cur_thread->continuation.msg = msg;
    cur_thread->continuation.option = option;
    cur_thread->continuation.rcv_size = rcv_size;
    ...
    rc = msg_rcv(msg, option, rcv_size, ...,
                msg_rcv_continue);
    return rc;
}

msg_rcv_continue() {
    msg = cur_thread->continuation.msg;
    option = cur_thread->continuation.option;
    rcv_size = cur_thread->continuation.rcv_size;
    ...
    rc = msg_rcv(msg, option, rcv_size, ...,
                msg_rcv_continue);
    return rc;
}
```



The function to
continue with if
blocked

IPC Examples – stateless kernel

```
msg_send_rcv(cur_thread) {  
    rc = msg_send(cur_thread);  
    if (rc != SUCCESS)  
        return rc;  
  
    rc = msg_rcv(cur_thread);  
    if (rc == WOULD_BLOCK) {  
        set_pc(cur_thread, msg_rcv_entry);  
        return RESCHEDULE;  
    }  
    return rc;  
}
```

Set user-level PC
to restart msg_rcv
only

RESCHEDULE changes
curthread on exiting the
kernel

Single Kernel Stack

per Processor, event model

either *continuations*

- complex to program
- must be conservative in state saved (any state that *might* be needed)
- Mach (Draves), L4Ka::Strawberry, NICTA Pistachio, OKL4

or *stateless kernel*

- no kernel threads, kernel not interruptible, difficult to program
- request all potentially required resources prior to execution
- blocking syscalls must always be re-startable
- Processor-provided stack management can get in the way
- system calls need to be kept simple “atomic”.
- » e.g. the fluke kernel from Utah

low cache footprint

- » always the same stack is used !
- » reduced memory footprint

Per-Thread Kernel Stack

simple, flexible

- » kernel can always use threads, no special techniques required for keeping state while interrupted / blocked
- » no conceptual difference between kernel mode and user mode
- » e.g. traditional L4, Linux, Windows, OS/161

but larger cache footprint

and larger memory consumption