

Data61 Trustworthy Systems
<https://ts.data61.csiro.au/projects/TS/>

seL4 Reference Manual

Version 10.0.0-dev

Trustworthy Systems Team, Data61
<https://sel4.systems/contact/>

29 June 2018

© 2018 General Dynamics C4 Systems.

ALL RIGHTS RESERVED.

Acknowledgements

The primary authors of this document are Matthew Grosvenor and Adam Walker, with contributions from Adrian Danis, Andrew Boyton, Anna Lyons, David Greenaway, Etienne Le Sueur, Gernot Heiser, Gerwin Klein, Godfrey van der Linden, Kevin Elphinstone, Matthew Fernandez, Matthias Daum, Michael von Tessin, Peter Chubb, Simon Winwood, Thomas Sewell, Timothy Bourke and Toby Murray. All authors and contributors can be contacted at firstname.lastname@data61.csiro.au.

Contents

1	Introduction	1
2	Kernel Services and Objects	2
2.1	Capability-based Access Control	2
2.2	System Calls	3
2.3	Kernel Objects	5
2.4	Kernel Memory Allocation	6
2.4.1	Reusing Memory	7
2.4.2	Summary of Object Sizes	8
3	Capability Spaces	9
3.1	Capability and CSpace Management	10
3.1.1	CSpace Creation	10
3.1.2	CNode Methods	10
3.1.3	Capabilities to Newly-Retyped Objects	11
3.1.4	Capability Rights	11
3.1.5	Capability Derivation Tree	11
3.2	Deletion and Revocation	13
3.3	CSpace Addressing	14
3.3.1	Capability Address Lookup	14
3.3.2	Addressing Capabilities	15
3.4	Lookup Failure Description	17
3.4.1	Invalid Root	17
3.4.2	Missing Capability	17
3.4.3	Depth Mismatch	17
3.4.4	Guard Mismatch	18

4	Message Passing (IPC)	19
4.1	Message Registers	19
4.2	Endpoints	20
4.2.1	Endpoint Badges	20
4.2.2	Capability Transfer	21
4.2.3	Errors	21
5	Notifications	23
5.1	Notification Objects	23
5.2	Signalling, Polling and Waiting	23
5.3	Binding Notifications	24
6	Threads and Execution	25
6.1	Threads	25
6.1.1	Thread Creation	25
6.1.2	Thread Deactivation	25
6.1.3	Scheduling	26
6.1.4	Exceptions	26
6.1.5	Message Layout of the Read-/Write-Registers Methods	26
6.2	Faults	26
6.2.1	Capability Faults	27
6.2.2	Unknown Syscall	27
6.2.3	User Exception	28
6.2.4	Debug Exception: Breakpoints and Watchpoints	28
6.2.5	Debug Exception: Single-stepping	29
6.2.6	VM Fault	30
6.3	Domains	30
6.4	Virtualisation	31
6.4.1	ARM	31
6.4.2	x86	31
7	Address Spaces and Virtual Memory	33
7.1	Objects	33
7.1.1	Hardware Virtual Memory Objects	33
7.1.1.1	IA-32	34

7.1.1.2	x64	34
7.1.1.3	AArch32	34
7.1.1.4	AArch64	35
7.1.2	RISC-V	35
7.1.2.1	RISC-V 32-bit	35
7.1.2.2	RISC-V 64-bit	35
7.1.3	Page	35
7.1.3.1	AArch32 page sizes	36
7.1.3.2	AArch64 page sizes	36
7.1.3.3	IA-32 page sizes	36
7.1.3.4	X64 page sizes	37
7.1.3.5	RISC-V 32-bit page sizes	37
7.1.3.6	RISC-V 64-bit page sizes	37
7.1.4	ASID Control	37
7.1.5	ASID Pool	37
7.2	Mapping Attributes	38
7.3	Sharing Memory	38
7.4	Page Faults	38
8	Hardware I/O	39
8.1	Interrupt Delivery	39
8.2	x86-Specific I/O	39
8.2.1	Interrupts	39
8.2.2	I/O Ports	40
8.2.3	I/O Space	40
9	System Bootstrapping	42
9.1	Initial Thread's Environment	42
9.2	BootInfo Frame	43
9.3	Boot Command-line Arguments	45
10	seL4 API Reference	46
10.1	Error Codes	46
10.1.1	Invalid Argument	46
10.1.2	Invalid Capability	46

10.1.3	Illegal Operation	46
10.1.4	Range Error	47
10.1.5	Alignment Error	47
10.1.6	Failed Lookup	47
10.1.7	Delete First	47
10.1.8	Revoke First	47
10.1.9	Not Enough Memory	48
10.2	System Calls	48
10.2.1	General System Calls	48
10.2.1.1	Send	48
10.2.1.2	Recv	48
10.2.1.3	Call	49
10.2.1.4	Reply	49
10.2.1.5	Non-Blocking Send	49
10.2.1.6	Reply Recv	50
10.2.1.7	NBRecv	50
10.2.1.8	Yield	51
10.2.1.9	Signal	51
10.2.1.10	Wait	52
10.2.1.11	Poll	52
10.2.2	Debugging System Calls	53
10.2.2.1	Put Char	53
10.2.2.2	Dump scheduler	53
10.2.2.3	Halt	54
10.2.2.4	Snapshot	54
10.2.2.5	Cap Identify	54
10.2.2.6	Name Thread	55
10.2.2.7	Run	55
10.2.3	Benchmarking System Calls	56
10.2.3.1	Reset Log	56
10.2.3.2	Finalize Log	57
10.2.3.3	Set Log Buffer	57
10.2.3.4	Null Syscall	58

10.2.3.5	Flush Caches	58
10.2.3.6	Get Thread Utilisation	58
10.2.3.7	Reset Thread Utilisation	59
10.2.4	X86 System Calls	60
10.2.4.1	VMEnter	60
10.3	Architecture-Independent Object Methods	62
10.3.1	seL4_CNode	62
10.3.1.1	Cancel Badged Sends	62
10.3.1.2	Copy	63
10.3.1.3	Delete	64
10.3.1.4	Mint	65
10.3.1.5	Move	66
10.3.1.6	Mutate	67
10.3.1.7	Revoke	68
10.3.1.8	Rotate	69
10.3.1.9	Save Caller	70
10.3.2	seL4_DomainSet	70
10.3.2.1	Set	70
10.3.3	seL4_IRQControl	71
10.3.3.1	Get	71
10.3.4	seL4_IRQHandler	71
10.3.4.1	Acknowledge	71
10.3.4.2	Clear	72
10.3.4.3	Set Notification	72
10.3.5	seL4_TCB	73
10.3.5.1	Bind Notification	73
10.3.5.2	Configure Single Stepping	74
10.3.5.3	Configure	75
10.3.5.4	Copy Registers	76
10.3.5.5	Get Breakpoint	77
10.3.5.6	Read Registers	78
10.3.5.7	Resume	78
10.3.5.8	Set Breakpoint	79

10.3.5.9	Set CPU Affinity	80
10.3.5.10	Set IPC Buffer	80
10.3.5.11	Set Maximum Controlled Priority	81
10.3.5.12	Set Priority	81
10.3.5.13	Set Sched Params	82
10.3.5.14	Set Space	82
10.3.5.15	Suspend	83
10.3.5.16	Unbind Notification	83
10.3.5.17	Unset Breakpoint	84
10.3.5.18	Write Registers	84
10.3.6	seL4_Untyped	85
10.3.6.1	Retype	85
10.4	x86-Specific Object Methods	86
10.4.1	seL4_IRQControl	86
10.4.1.1	Get I/O APIC	86
10.4.1.2	Get MSI	87
10.4.2	seL4_TCB	88
10.4.2.1	Set EPT Root	88
10.4.3	seL4_X86_ASIDControl	89
10.4.3.1	Make Pool	89
10.4.4	seL4_X86_ASIDPool	90
10.4.4.1	Assign	90
10.4.5	seL4_X86_EPTPD	91
10.4.5.1	Map	91
10.4.5.2	Unmap	91
10.4.6	seL4_X86_EPTPDPT	92
10.4.6.1	Map	92
10.4.6.2	Unmap	92
10.4.7	seL4_X86_EPTPT	93
10.4.7.1	Map	93
10.4.7.2	Unmap	93
10.4.8	seL4_X86_IOPageTable	94
10.4.8.1	Map	94

10.4.8.2	Unmap	94
10.4.9	seL4_X86_IOPort	95
10.4.9.1	In16	95
10.4.9.2	In32	95
10.4.9.3	In8	95
10.4.9.4	Out16	96
10.4.9.5	Out32	96
10.4.9.6	Out8	97
10.4.10	seL4_X86_IOPortControl	97
10.4.10.1	Issue	97
10.4.11	seL4_X86_Page	98
10.4.11.1	Get Address	98
10.4.11.2	Map EPT	98
10.4.11.3	Map I/O	99
10.4.11.4	Map	100
10.4.11.5	Remap	101
10.4.11.6	Unmap	101
10.4.12	seL4_X86_PageDirectory	102
10.4.12.1	Get Status Bits	102
10.4.12.2	Map	102
10.4.12.3	Unmap	103
10.4.13	seL4_X86_PageTable	103
10.4.13.1	Map	103
10.4.13.2	Unmap	104
10.4.14	seL4_X86_VCPU	104
10.4.14.1	Disable IO Port	104
10.4.14.2	Enable IO Port	105
10.4.14.3	Read VMCS	105
10.4.14.4	Set TCB	106
10.4.14.5	Write Registers	106
10.4.14.6	Write VMCS	107
10.5	IA32-Specific Object Methods	108
10.6	x86_64-Specific Object Methods	109

10.6.1	seL4_X86_PDPT	109
10.6.1.1	Map	109
10.6.1.2	Unmap	109
10.7	ARM-Specific Object Methods	110
10.7.1	seL4_ARM_ASIDControl	110
10.7.1.1	Make Pool	110
10.7.2	seL4_ARM_ASIDPool	111
10.7.2.1	Asid Pool Assign	111
10.7.3	seL4_ARM_IOPageTable	111
10.7.3.1	Map	111
10.7.3.2	Unmap	112
10.7.4	seL4_ARM_Page	112
10.7.4.1	Clean Data	112
10.7.4.2	Clean and Invalidate Data	113
10.7.4.3	Get Address	113
10.7.4.4	Invalidate Data	114
10.7.4.5	Map I/O	114
10.7.4.6	Map	115
10.7.4.7	Remap	116
10.7.4.8	Unify Instruction	116
10.7.4.9	Unmap	117
10.7.5	seL4_ARM_PageTable	117
10.7.5.1	Map	117
10.7.5.2	Unmap	118
10.7.6	seL4_ARM_VCPU	118
10.7.6.1	Inject IRQ	118
10.7.6.2	Read Registers	119
10.7.6.3	Set TCB	119
10.7.6.4	Write Registers	120
10.7.7	seL4_IRQControl	120
10.7.7.1	GetTrigger	120
10.8	Aarch32-Specific Object Methods	121
10.8.1	seL4_ARM_PageDirectory	121

10.8.1.1	Clean Data	121
10.8.1.2	Clean and Invalidate Data	121
10.8.1.3	Invalidate Data	122
10.8.1.4	Unify Instruction	122
10.9	Aarch64-Specific Object Methods	123
10.9.1	seL4_ARM_PageDirectory	123
10.9.1.1	Map	123
10.9.1.2	Unmap	123
10.9.2	seL4_ARM_PageGlobalDirectory	124
10.9.2.1	Clean Data	124
10.9.2.2	Clean and Invalidate Data	124
10.9.2.3	Invalidate Data	125
10.9.2.4	Unify Instruction	125
10.9.3	seL4_ARM_PageUpperDirectory	126
10.9.3.1	Map	126
10.9.3.2	Unmap	126
10.10	RISCV-Specific Object Methods	127
10.10.1	General RISCV Object Methods	127
10.10.2	seL4_RISCV_ASIDControl	127
10.10.2.1	MakePool	127
10.10.3	seL4_RISCV_ASIDPool	128
10.10.3.1	Assign	128
10.10.4	seL4_RISCV_Page	128
10.10.4.1	GetAddress	128
10.10.4.2	Map	129
10.10.4.3	Remap	130
10.10.4.4	Unmap	130
10.10.5	seL4_RISCV_PageTable	131
10.10.5.1	Map	131
10.10.5.2	Unmap	131

List of Tables

3.1	seL4 access rights.	11
3.2	Capability derivation.	12
4.1	Fields of the <code>seL4_IPCBuffer</code> structure. Note that <code>badges</code> and <code>caps</code> use the same area of memory in the structure.	20
6.1	Contents of an IPC message.	27
6.2	Debug fault message layout. The register API-ID is not returned in the fault message from the kernel on single-step faults.	29
6.3	Single-step fault message layout.	30
6.4	VM Fault outcome on all architectures.	30
7.1	Virtual memory attributes for ARM page table entries.	38
7.2	Virtual memory attributes for x86 page table entries.	38
9.1	Initial thread's <code>CNode</code> content.	42
9.2	<code>BootInfo</code> struct.	43
9.3	<code>BootInfoHeader</code> struct.	44
9.4	<code>seL4_UntypedDesc</code> struct	45
9.5	IA-32 boot command-line arguments.	45

List of Figures

3.1	Example capability derivation tree.	12
3.2	An example CSpace demonstrating object references at all levels, various guard and radix sizes and internal CNode references.	15
3.3	An arbitrary CSpace layout.	16

Chapter 1

Introduction

The seL4 microkernel is an operating-system kernel designed to be a secure, safe, and reliable foundation for systems in a wide variety of application domains. As a microkernel, it provides a small number of services to applications, such as abstractions to create and manage virtual address spaces, threads, and inter-process communication (IPC). The small number of services provided by seL4 directly translates to a small implementation of approximately 8700 lines of C code. This has allowed the ARMv6 version of the kernel to be formally proven in the Isabelle/HOL theorem prover to adhere to its formal specification [Boy09, CKS08, DEK⁺06, EKE08, KEH⁺09, TKN07, WKS⁺09], which in turn enabled proofs of the kernel's enforcement of integrity [SWG⁺11] and confidentiality [MMB⁺13]. The kernel's small size was also instrumental in performing a complete and sound analysis of worst-case execution time [BSC⁺11, BSH12].

This manual describes the seL4 kernel's API from a user's point of view. The document starts by giving a brief overview of the seL4 microkernel design, followed by a reference of the high-level API exposed by the seL4 kernel to userspace.

While we have tried to ensure that this manual accurately reflects the behaviour of the seL4 kernel, this document is by no means a formal specification of the kernel. When the precise behaviour of the kernel under a particular circumstance needs to be known, users should refer to the seL4 abstract specification, which gives a formal description of the seL4 kernel.

Chapter 2

Kernel Services and Objects

A limited number of service primitives are provided by the microkernel; more complex services may be implemented as applications on top of these primitives. In this way, the functionality of the system can be extended without increasing the code and complexity in privileged mode, while still supporting a potentially wide number of services for varied application domains.

The basic services seL4 provides are as follows:

Threads are an abstraction of CPU execution that supports running software;

Address spaces are virtual memory spaces that each contain an application. Applications are limited to accessing memory in their address space;

Inter-process communication (IPC) via *endpoints* allows threads to communicate using message passing;

Notifications provide a non-blocking signalling mechanism similar to binary semaphores;

Device primitives allow device drivers to be implemented as unprivileged applications. The kernel exports hardware device interrupts via IPC messages; and

Capability spaces store capabilities (i.e., access rights) to kernel services along with their book-keeping information.

This chapter gives an overview of these services, describes how kernel objects are accessed by userspace applications, and describes how new objects can be created.

2.1 Capability-based Access Control

The seL4 microkernel provides a capability-based access-control model. Access control governs all kernel services; in order to perform an operation, an application must *invoke* a capability in its possession that has sufficient access rights for the requested service. With this, the system can be configured to isolate software components from each other, and also to enable authorised, controlled communication between components by selectively granting specific communication capabilities. This enables software-component

isolation with a high degree of assurance, as only those operations explicitly authorised by capability possession are permitted.

A capability is an unforgeable token that references a specific kernel object (such as a thread control block) and carries access rights that control what methods may be invoked. Conceptually, a capability resides in an application's *capability space*; an address in this space refers to a *slot* which may or may not contain a capability. An application may refer to a capability—to request a kernel service, for example—using the address of the slot holding that capability. This means, the seL4 capability model is an instance of a *segregated* (or *partitioned*) capability system, where capabilities are managed by the kernel.

Capability spaces are implemented as a directed graph of kernel-managed *capability nodes* (CNodes). A CNode is a table of slots, where each slot may contain further CNode capabilities. An address of a capability in a capability space is the concatenation of the indices of slots within CNodes forming the path to the destination slot; we discuss CNode objects in detail in Chapter 3.

Capabilities can be copied and moved within capability spaces, and also sent via IPC. This allows creation of applications with specific access rights, the delegation of authority to another application, and passing to an application authority to a newly created (or selected) kernel service. Furthermore, capabilities can be *minted* to create a derived capability with a subset of the rights of the original capability (never with more rights). A newly minted capability can be used for partial delegation of authority.

Capabilities can also be revoked to withdraw authority. Revocation recursively removes any capabilities that have been derived from the original capability being revoked. The propagation of capabilities through the system is controlled by a *take-grant*-based model [EKE08, Boy09].

2.2 System Calls

The seL4 kernel provides a message-passing service for communication between threads. This mechanism is also used for communication with kernel-provided services. There is a standard message format, each message containing a number of data words and possibly some capabilities. The structure and encoding of these messages are described in detail in Chapter 4.

Threads send messages by invoking capabilities within their capability space. When an endpoint capability is invoked in this way, the message will be transferred through the kernel to another thread. When capabilities to kernel objects are invoked, the message will be interpreted as a method invocation in a manner specific to the type of kernel object. For example, invoking a thread control block (TCB) capability with a correctly formatted message will suspend the target thread.

Logically, the kernel provides three system calls, *Send*, *Receive* and *Yield*. However, there are also combinations and variants of the basic *Send* and *Receive* calls, e.g. the *Call* operation, which consists of a send followed by a *Receive* from the same object. Methods on kernel objects other than endpoints and notifications are all mapped to *Send* or *Call*, depending on whether or not the method returns a result. The *Yield*

system call is not associated with any kernel object and is the only operation that does not invoke a capability.

The complete set of system calls is:

`seL4_Send()` delivers a message through the named capability and the application to continue. If the invoked capability is an endpoint, and no receiver is ready to receive the message immediately, the sending thread will block until the message can be delivered. No error code or response will be returned by the receiving object.

`seL4_NBSend()` performs a polling send on an endpoint. It is similar to `seL4_Send()`, except that it is guaranteed not to block. If the message cannot be delivered immediately, i.e. there is no receiver waiting on the destination `Endpoint`, the message is silently dropped. Like `seL4_Send()`, no error code or response will be returned.

`seL4_Call()` combines `seL4_Send()` and `seL4_Recv()`. The call blocks the sending thread until its message is delivered and a reply message is received. When the sent message is delivered to another thread (via an `Endpoint`), the kernel adds an additional ‘reply’ capability to the message that is delivered to the receiver, giving the latter the right to reply to the original sender. The reply capability is deposited in a dedicated slot in the receiver’s TCB, and is a single-use right, meaning that the kernel invalidates it as soon as it has been invoked.

The `seL4_Call()` operation exists not only for efficiency reasons (combining two operations into a single system call). It differs from `seL4_Send()` immediately followed by `seL4_Recv()` in two ways:

1. the single-use reply capability is created to establish a reply channel with minimal trust;
2. the transition from send to recv phase is atomic, meaning it cannot be preempted, and the receiver can reply without any risk of blocking.

When invoking capabilities to kernel services, using `seL4_Call()` allows the kernel to return an error code or other response through the reply message.

`seL4_Recv()` is used by a thread to receive messages through endpoints or notifications. If no sender or notification is pending, the caller will block until a message or notification can be delivered. This system call works only on `Endpoint` or `Notification` capabilities, raising a fault (see section 6.2) when attempted with other capability types.

`seL4_Reply()` is used to respond to a `seL4_Call()`, using the reply capability generated by the `seL4_Call()` system call and stored in the replying thread’s TCB. It delivers the message to the thread that invoked the `seL4_Call()`, waking it in the process.

There is space for only one reply capability in each thread’s TCB, so the `seL4_Reply()` syscall can be used to reply to the most recent caller only. The `seL4_CNode_SaveCaller()` method that will be described later can be used to save the reply capability into regular capability space, where it can be used with `seL4_Send()`.

`seL4_ReplyRecv()` combines `seL4_Reply()` and `seL4_Recv()`. It exists mostly for efficiency reasons: the common case of replying to a request and waiting for the next can be performed in a single kernel system call instead of two. The transition from the reply to the receive phase is also atomic.

`seL4_NBRecv()` is used by a thread to check for signals pending on a notification object or messages pending on an endpoint without blocking. This system call works only on endpoints and notification object capabilities, raising a fault (see section 6.2) when attempted with other capability types.

`seL4_Yield()` is the only system call that does not require a capability to be used. It forfeits the remainder of the calling thread's timeslice and causes invocation of the kernel's scheduler. If there are no other runnable threads with the same priority as the caller, the calling thread will immediately be scheduled with a fresh timeslice.

2.3 Kernel Objects

In this section we give a brief overview of the kernel-implemented object types whose instances (also simply called *objects*) can be invoked by applications. The interface to these objects forms the interface to the kernel itself. The creation and use of kernel services is achieved by the creation, manipulation, and combination of these kernel objects:

CNodes (see Chapter 3) store capabilities, giving threads permission to invoke methods on particular objects. Each CNode has a fixed number of slots, always a power of two, determined when the CNode is created. Slots can be empty or contain a capability.

Thread Control Blocks (TCBs; see Chapter 6) represent a thread of execution in seL4. Threads are the unit of execution that is scheduled, blocked, unblocked, etc., depending on the application's interaction with other threads.

Endpoints (see Chapter 4) facilitate message-passing communication between threads. IPC is synchronous: A thread trying to send or receive on an endpoint blocks until the message can be delivered. This means that message delivery only happens if a sender and a receiver rendezvous at the endpoint, and the kernel can deliver the message with a single copy (or without copying for short messages using only registers).

A capability to an endpoint can be restricted to be send-only or receive-only. Additionally, Endpoint capabilities can have the grant right, which allows sending capabilities as part of the message.

Notification Objects (see Chapter 5) provide a simple signalling mechanism. A Notification is a word-size array of flags, each of which behaves like a binary semaphore. Operations are *signalling* a subset of flags in a single operation, polling to check any flags, and blocking until any are signalled. Notification capabilities can be signal-only or wait-only.

Virtual Address Space Objects (see Chapter 7) are used to construct a virtual address space (or VSpace) for one or more threads. These objects largely directly correspond to those of the hardware, and as such are architecture-dependent. The kernel also includes ASID Pool and ASID Control objects for tracking the status of address spaces.

Interrupt Objects (see Chapter 8) give applications the ability to receive and acknowledge interrupts from hardware devices. Initially, there is a capability to IRQControl, which allows for the creation of IRQHandler capabilities. An IRQHandler capability permits the management of a specific interrupt source associated with a specific device. It is delegated to a device driver to access an interrupt source. The IRQHandler object allows threads to wait for and acknowledge individual interrupts.

Untyped Memory (see Section 2.4) is the foundation of memory allocation in the seL4 kernel. Untyped memory capabilities have a single method which allows the creation of new kernel objects. If the method succeeds, the calling thread gains access to capabilities to the newly-created objects. Additionally, untyped memory objects can be divided into a group of smaller untyped memory objects allowing delegation of part (or all) of the system's memory. We discuss memory management in general in the following sections.

2.4 Kernel Memory Allocation

The seL4 microkernel does not dynamically allocate memory for kernel objects. Instead, objects must be explicitly created from application-controlled memory regions via Untyped Memory capabilities. Applications must have explicit authority to memory (through these Untyped Memory capabilities) in order to create new objects, and all objects consume a fixed amount of memory once created. These mechanisms can be used to precisely control the specific amount of physical memory available to applications, including being able to enforce isolation of physical memory access between applications or a device. There are no arbitrary resource limits in the kernel apart from those dictated by the hardware¹, and so many denial-of-service attacks via resource exhaustion are avoided.

At boot time, seL4 pre-allocates the memory required for the kernel itself, including the code, data, and stack sections (seL4 is a single kernel-stack operating system). It then creates an initial user thread (with an appropriate address and capability space). The kernel then hands all remaining memory to the initial thread in the form of capabilities to Untyped Memory, and some additional capabilities to kernel objects that were required to bootstrap the initial thread. These Untyped Memory regions can then be split into smaller regions or other kernel objects using the `seL4_Untyped_Retype()` method; the created objects are termed *children* of the original untyped memory object.

The user-level application that creates an object using `seL4_Untyped_Retype()` receives full authority over the resulting object. It can then delegate all or part of the authority it possesses over this object to one or more of its clients.

¹The treatment of virtual ASIDs imposes a fixed number of address spaces. This limitation is to be removed in future versions of seL4.

Untyped memory objects represent two different types of memory: general purpose memory, or device memory. *General purpose* memory can be untyped into any other object type and used for any operation on untyped memory provided by the kernel. *Device memory* covers memory regions reserved for devices as determined by the hardware platform, and usage of these objects is restricted by the kernel in the following ways:

- Device untyped objects can only be retyped into frames or other untyped objects; developers cannot, for example, create an endpoint from device memory.
- Frame objects retyped from device untyped objects cannot be set as thread IPC buffers, or used in the creation of an ASID pool

The type attribute (whether it represents *general purpose* or *device* memory) of a child untyped object is inherited from its parent untyped object. That is, any child of a device untyped will also be a device untyped. Developers cannot change the type attribute of an untyped.

2.4.1 Reusing Memory

The model described thus far is sufficient for applications to allocate kernel objects, distribute authority among client applications, and obtain various kernel services provided by these objects. This alone is sufficient for a simple static system configuration.

The seL4 kernel also allows **Untyped Memory** regions to be reused. Reusing a region of memory is allowed only when there are no dangling references (i.e., capabilities) left to the objects inside that memory. The kernel tracks *capability derivations*, i.e., the children generated by the methods `seL4_Untyped_Retype()`, `seL4_CNode_Mint()`, `seL4_CNode_Copy()`, and `seL4_CNode_Mutate()`.

The tree structure so generated is termed the *capability derivation tree* (CDT).² For example, when a user creates new kernel objects by retyping untyped memory, the newly created capabilities would be inserted into the CDT as children of the untyped memory capability.

For each **Untyped Memory** region, the kernel keeps a *watermark* recording how much of the region has previously been allocated. Whenever a user requests the kernel to create new objects in an untyped memory region, the kernel will carry out one of two actions: if there are already existing objects allocated in the region, the kernel will allocate the new objects at the current watermark level, and increase the watermark. If all objects previously allocated in the region have been deleted, the kernel will reset the watermark and start allocating new objects from the beginning of the region again.

Finally, the `seL4_CNode_Revoke()` method provided by **CNode** objects destroys all capabilities derived from the argument capability. Revoking the last capability to a kernel object triggers the *destroy* operation on the now unreferenced object. This simply cleans up any in-kernel dependencies between it, other objects and the kernel.

²Although the CDT conceptually is a separate data structure, it is implemented as part of the **CNode** object and so requires no additional kernel meta-data.

By calling `seL4_CNode_Revoke()` on the original capability to an untyped memory object, the user removes all of the untyped memory object's children—that is, all capabilities pointing to objects in the untyped memory region. Thus, after this invocation there are no valid references to any object within the untyped region, and the region may be safely retyped and reused.

2.4.2 Summary of Object Sizes

When retyping untyped memory it is useful to know how much memory the object will require. Object sizes are defined in `libsel4`.

Note that `CNodes` and `Untyped Objects` have variable sizes. When retyping untyped memory into `CNodes` or breaking an `Untyped Object` into smaller `Untyped Objects`, the `size_bits` argument to `seL4_Untyped_Retype()` is used to specify the size of the resulting objects. For all other object types, the size is fixed, and the `size_bits` argument to `seL4_Untyped_Retype()` is ignored.

A single call to `seL4_Untyped_Retype()` can retype a single `Untyped Object` into multiple objects. The number of objects to create is specified by its `num_objects` argument. All created objects must be of the same type, specified by the `type` argument. In the case of variable-sized objects, each object must also be of the same size. If the size of the memory area needed (calculated by the object size multiplied by `num_objects`) is greater than the remaining unallocated memory of the `Untyped Object`, an error will result.

Chapter 3

Capability Spaces

Recall from Section 2.1 that seL4 implements a capability-based access control model. Each userspace thread has an associated *capability space* (CSpace) that contains the capabilities that the thread possesses, thereby governing which resources the thread can access.

Recall that capabilities reside within kernel-managed objects known as CNodes. A CNode is a table of slots, each of which may contain a capability. This may include capabilities to further CNodes, forming a directed graph. Conceptually a thread's CSpace is the portion of the directed graph that is reachable starting with the CNode capability that is its CSpace root.

A CSpace address refers to an individual slot (in some CNode in the CSpace), which may or may not contain a capability. Threads refer to capabilities in their CSpaces (e.g. when making system calls) using the address of the slot that holds the capability in question. An address in a CSpace is the concatenation of the indices of the CNode capabilities forming the path to the destination slot; we discuss this further in Section 3.3.

Recall that capabilities can be copied and moved within CSpaces, and also sent in messages (message sending will be described in detail in Section 4.2.2). Furthermore, new capabilities can be *minted* from old ones with a subset of their rights. Recall, from Section 2.4.1, that seL4 maintains a *capability derivation tree* (CDT) in which it tracks the relationship between these copied capabilities and the originals. The revoke method removes all capabilities (in all CSpaces) that were derived from a selected capability. This mechanism can be used by servers to restore sole authority to an object they have made available to clients, or by managers of untyped memory to destroy the objects in that memory so it can be retyped.

seL4 requires the programmer to manage all in-kernel data structures, including CSpaces, from userspace. This means that the userspace programmer is responsible for constructing CSpaces as well as addressing capabilities within them. This chapter first discusses capability and CSpace management, before discussing how capabilities are addressed within CSpaces, i.e. how applications can refer to individual capabilities within their CSpaces when invoking methods.

3.1 Capability and CSpace Management

3.1.1 CSpace Creation

CSpaces are created by creating and manipulating `CNode` objects. When creating a `CNode` the user must specify the number of slots that it will have, and this determines the amount of memory that it will use. Each slot requires 16 bytes of physical memory and has the capacity to hold exactly one capability. Like any other object, a `CNode` must be created by calling `seL4_Untyped_Retype()` on an appropriate amount of untyped memory (see Section 2.4.2). The caller must therefore have a capability to enough untyped memory as well as enough free capability slots available in existing `CNodes` for the `seL4_Untyped_Retype()` invocation to succeed.

3.1.2 CNode Methods

Capabilities are managed largely through invoking `CNode` methods.

`CNodes` support the following methods:

`seL4_CNode_Mint()` creates a new capability in a specified `CNode` slot from an existing capability. The newly created capability may have fewer rights than the original and a different guard (see Section 3.3.1). `seL4_CNode_Mint()` can also create a badged capability (see Section 4.2.1) from an unbadged one.

`seL4_CNode_Copy()` is similar to `seL4_CNode_Mint()`, but the newly created capability has the same badge and guard as the original.

`seL4_CNode_Move()` moves a capability between two specified capability slots. You cannot move a capability to the slot in which it is currently.

`seL4_CNode_Mutate()` can move a capability similarly to `seL4_CNode_Move()` and also reduce its rights similarly to `seL4_CNode_Mint()`, although without an original copy remaining.

`seL4_CNode_Rotate()` moves two capabilities between three specified capability slots. It is essentially two `seL4_CNode_Move()` invocations: one from the second specified slot to the first, and one from the third to the second. The first and third specified slots may be the same, in which case the capability in it is swapped with the capability in the second slot. The method is atomic; either both or neither capabilities are moved.

`seL4_CNode_Delete()` removes a capability from the specified slot.

`seL4_CNode_Revoke()` is equivalent to calling `seL4_CNode_Delete()` on each derived child of the specified capability. It has no effect on the capability itself, except in very specific circumstances outlined in Section 3.2.

`seL4_CNode_SaveCaller()` moves a kernel-generated reply capability of the current thread from the special TCB slot it was created in, into the designated CSpace slot.

`seL4_CNode_CancelBadgedSends()` cancels any outstanding sends that use the same badge and object as the specified capability.

3.1.3 Capabilities to Newly-Retyped Objects

When retyping untyped memory into objects with `seL4_Untyped_Retype()`, capabilities to the newly-retyped objects are placed in consecutive slots in a `CNode` specified by its `root`, `node_index`, and `node_depth` arguments. The `node_offset` argument specifies the index into the `CNode` at which the first capability will be placed. The `num_objects` argument specifies the number of capabilities (and, hence, objects) to create. All slots must be empty or an error will result. All resulting capabilities will be placed in the same `CNode`.

3.1.4 Capability Rights

As mentioned previously, some capability types have *access rights* associated with them. Currently, access rights are associated with capabilities for `Endpoints` (see Chapter 4), `Notifications` (see Chapter 5) and `Pages` (see Chapter 7). The access rights associated with a capability determine the methods that can be invoked. `seL4` supports three orthogonal access rights, which are Read, Write and Grant. The meaning of each right is interpreted relative to the various object types, as detailed in Table 3.1.

When an object is first created, the initial capability that refers to it carries the maximum set of access rights. Other, less-powerful capabilities may be manufactured from this original capability, using methods such as `seL4_CNode_Mint()` and `seL4_CNode_Mutate()`. If a greater set of rights than the source capability is specified for the destination capability in either of these invocations, the destination rights are silently downgraded to those of the source.

Type	Read	Write	Grant
Endpoint	Required to receive.	Required to send.	Required to send capabilities (including reply capabilities).
Notification	Required to wait.	Required to signal.	N/A
Page	Required to map the page readable.	Required to map the page writable.	N/A

Table 3.1: `seL4` access rights.

3.1.5 Capability Derivation Tree

As mentioned in Section 2.4.1, `seL4` keeps track of capability derivations in a capability derivation tree.

Various methods, such as `seL4_CNode_Copy()` or `seL4_CNode_Mint()`, may be used to create derived capabilities. Not all capabilities support derivation. In general, only *original* capabilities support derivation invocations, but there are exceptions. Table 3.2

summarises the conditions that must be met for capability derivation to succeed for the various capability types, and how capability-derivation failures are reported in each case. The capability types not listed can be derived once.

Cap Type	Conditions for Derivation	Error Code on Derivation Failure
ReplyCap	Cannot be derived	Dependent on syscall
IRQControl	Cannot be derived	Dependent on syscall
Untyped	Must not have children (Section 3.2)	<code>seL4_RevokeFirst</code>
Page Table	Must be mapped	<code>seL4_IllegalOperation</code>
Page Directory	Must be mapped	<code>seL4_IllegalOperation</code>
IO Page Table (IA-32 only)	Must be mapped	<code>seL4_IllegalOperation</code>

Table 3.2: Capability derivation.

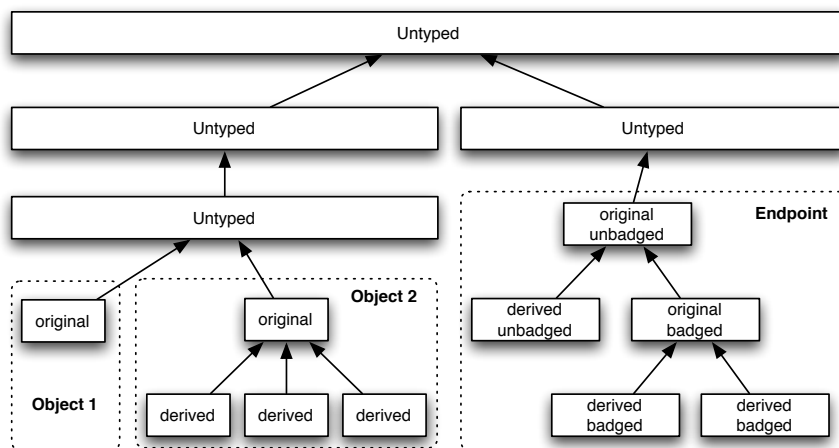


Figure 3.1: Example capability derivation tree.

Figure 3.1 shows an example capability derivation tree that illustrates a standard scenario: the top level is a large untyped capability, the second level splits this capability into two regions covered by their own untyped caps, both are children of the first level. The third level on the left is a copy of the level 2 untyped capability. Untyped capabilities when copied always create children, never siblings. In this scenario, the untyped capability was typed into two separate objects, creating two capabilities on level 4, both are the original capability to the respective object, both are children of the untyped capability they were created from.

Ordinary original capabilities can have one level of derived capabilities. Further copies of these derived capabilities will create siblings, in this case remaining on level 5. There is an exception to this scheme for *Endpoint* and *Notification* capabilities — they support an additional layer of depth though *badging*. The original *Endpoint* or *Notification* capability will be unbadged. Using the `mint` method, a copy of the capability with a specific *badge* can be created (see Section 4.2.1, Section 5.1). This new, badged

capability to the same object is treated as an original capability (the “original badged endpoint capability”) and supports one level of derived children like other capabilities.

3.2 Deletion and Revocation

Capabilities in seL4 can be deleted and revoked. Both methods primarily affect capabilities, but they can have side effects on objects in the system where the deletion or revocation results in the destruction of the last capability to an object.

As described above, `seL4_CNode_Delete()` will remove a capability from the specified CNode slot. Usually, this is all that happens. If, however, it was the last typed capability to an object, this object will now be destroyed by the kernel, cleaning up all remaining in-kernel references and preparing the memory for re-use.

If the object to be destroyed was a capability container, i.e. a TCB or CNode, the destruction process will delete each capability held in the container, prior to destroying the container. This may result in the destruction of further objects if the contained capabilities are the last capabilities.¹

The `seL4_CNode_Revoke()` method will `seL4_CNode_Delete()` all CDT children of the specified capability, but will leave the capability itself intact. If any of the revoked child capabilities were the last capabilities to an object, the appropriate destroy operation is triggered.

Note: `seL4_CNode_Revoke()` may only partially complete in two specific circumstances. The first being where a CNode containing the last capability to the TCB of the thread performing the revoke (or the last capability to the TCB itself) is deleted as a result of the revoke. In this case the thread performing the revoke is destroyed during the revoke and the revoke does not complete. The second circumstance is where the storage containing the capability that is the target of the revoke is deleted as a result of the revoke. In this case, the authority to perform the revoke is removed during the operation and the operation stops part way through. Both these scenarios can be and should be avoided at user-level by construction.

Note that for page tables and page directories `seL4_CNode_Revoke()` will not revoke frame capabilities mapped into the address space. They will only be unmapped from the space.

¹The recursion is limited as if the last capability to a CNode is found within the container, the found CNode is not destroyed. Instead, the found CNode is made unreachable by moving the capability pointing to the found CNode into the found cnode itself, by swapping the capability with the first capability in the found cnode, and then trying to delete the swapped capability instead. This breaks the recursion.

The result of this approach is that deleting the last cap to the root CNode of a CSpace does not recursively delete the entire CSpace. Instead, it deletes the root CNode, and the branches of the tree become unreachable, potentially including the deleting of some of the unreachable CNode’s caps to make space for the self-referring capability. The practical consequence of this approach is that CSpace deletion requires user-level to delete the tree leaf first if unreachable CNodes are to be avoided. Alternatively, any resulting unreachable CNodes can be cleaned up via revoking a covering untyped capability, however this latter approach may be more complex to arrange by construction at user-level.

3.3 CSpace Addressing

When performing a system call, a thread specifies to the kernel the capability to be invoked by giving an address in its CSpace. This address refers to the specific slot in the caller's CSpace that contains the capability to be invoked.

CSpaces are designed to permit sparsity, and the process of looking-up a capability address must be efficient. Therefore, CSpaces are implemented as *guarded page tables*.

As explained earlier, a CSpace is a directed graph of CNode objects, and each CNode is a table of slots, where each slot can either be empty, or contain a capability, which may refer to another CNode. Recall from Section 2.3 that the number of slots in a CNode must be a power of two. A CNode is said to have a *radix*, which is the power to which two is raised in its size. That is, if a CNode has 2^k slots, its radix would be k . The kernel stores a capability to the root CNode of each thread's CSpace in the thread's TCB. Conceptually, a CNode capability stores not only a reference to the CNode to which it refers, but also carries a *guard* value, explained in Section 3.3.1.

3.3.1 Capability Address Lookup

Like a virtual memory address, a capability address is simply an integer. Rather than referring to a location of physical memory (as does a virtual memory address), a capability address refers to a capability slot. When looking up a capability address presented by a userspace thread, the kernel first consults the CNode capability in the thread's TCB that defines the root of the thread's CSpace. It then compares that CNode's *guard* value against the most significant bits of the capability address. If the two values are different, lookup fails. Otherwise, the kernel then uses the next most-significant *radix* bits of the capability address as an index into the CNode to which the CNode capability refers. The slot s identified by these next *radix* bits might contain another CNode capability or contain something else (including nothing). If s contains a CNode capability c and there are remaining bits (following the *radix* bits) in the capability address that have yet to be translated, the lookup process repeats, starting from the CNode capability c and using these remaining bits of the capability address. Otherwise, the lookup process terminates successfully; the capability address in question refers to the capability slot s .

Figure 3.2 demonstrates a valid CSpace with the following features:

- a top level CNode object with a 12-bit guard set to 0x000 and 256 slots;
- a top level CNode with direct object references;
- a top level CNode with two second-level CNode references;
- second level CNodes with different guards and slot counts;
- a second level CNode that contains a reference to a top level CNode;
- a second level CNode that contains a reference to another CNode where there are some bits remaining to be translated;

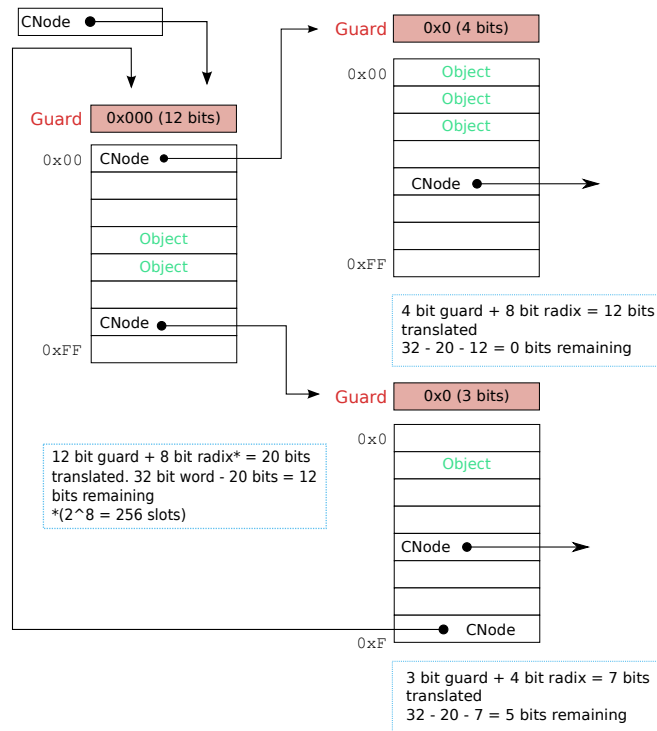


Figure 3.2: An example CSpace demonstrating object references at all levels, various guard and radix sizes and internal CNode references.

- a second level CNode that contains a reference to another CNode where there are no bits remaining to be translated; and
- object references in the second level CNodes.

It should be noted that Figure 3.2 demonstrates only what is possible, not what is usually practical. Although the CSpace is legal, it would be reasonably difficult to work with due to the small number of slots and the circular references within it.

3.3.2 Addressing Capabilities

A capability address is stored in a CPointer (abbreviated CPTR), which is an unsigned integer variable. Capabilities are addressed in accordance with the translation algorithm described above. Two special cases involve addressing CNode capabilities themselves and addressing a range of capability slots.

Recall that the translation algorithm described above will traverse CNode capabilities while there are address bits remaining to be translated. Therefore, in order to address a CNode capability, the user must supply not only a capability address but also specify the maximum number of bits of the capability address that are to be translated, called the *depth limit*.

Certain methods, such as `seL4_Untyped_Retype()`, require the user to provide a range of capability slots. This is done by providing a base capability address, which refers

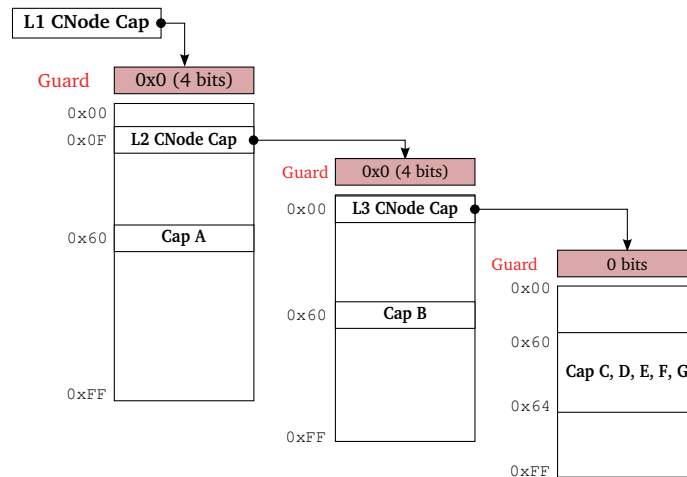


Figure 3.3: An arbitrary CSpace layout.

to the first slot in the range, together with a window size parameter, specifying the number of slots (with consecutive addresses, following the base slot) in the range.

Figure 3.3 depicts an example CSpace. In order to illustrate these ideas, we determine the address of each of the 10 capabilities in this CSpace.

Cap A. The first CNode has a 4-bit guard set to 0x0, and an 8-bit radix. Cap A resides in slot 0x60 so it may be referred to by any address of the form 0x060xxxxx (where xxxxx is any number, because the translation process terminates after translating the first 12 bits of the address). For simplicity, we usually adopt the address 0x06000000.

Cap B. Again, the first CNode has a 4-bit guard set to 0x0, and an 8-bit radix. The second CNode is reached via the L2 CNode Cap. It also has a 4-bit guard of 0x0 and Cap B resides at index 0x60. Hence, Cap B's address is 0x00F06000. Translation of this address terminates after the first 24 bits.

Cap C. This capability is addressed via both CNodes. The third CNode is reached via the L3 CNode Cap, which resides at index 0x00 of the second CNode. The third CNode has no guard and Cap C is at index 0x60. Hence, its address is 0x00F00060. Translation of this address leaves 0 bits untranslated.

Caps C–G. This range of capability slots is addressed by providing a base address (which refers to the slot containing Cap C) of 0x00F00060 and a window size of 5.

L2 CNode Cap. Recall that to address a CNode capability, the user must supply not only a capability address but also specify the depth limit, which is the maximum number of bits to be translated. L2 CNode Cap resides at offset 0x0F of the first CNode, which has a 4-bit guard of 0x0. Hence, its address is 0x00F00000, with a depth limit of 12 bits.

L3 CNode Cap. This capability resides at index 0x00 of the second CNode, which is reached by the L2 CNode Cap. The second CNode has a 4-bit guard of 0x0.

Hence, the capability's address is 0x00F00000 with a depth limit of 24 bits. Note that the addresses of the L2 and L3 CNode Caps are the same, but that their depth limits are different.

In summary, to refer to any capability (or slot) in a CSpace, the user must supply its address. When the capability might be a CNode, the user must also supply a depth limit. To specify a range of capability slots, the user supplies a starting address and a window size.

3.4 Lookup Failure Description

When a capability lookup fails, a description of the failure is given to either the calling thread or the thread's exception handler in its IPC buffer. The format of the description is always the same but may occur at varying offsets in the IPC buffer depending on how the error occurred. The description format is explained below. The first word indicates the type of lookup failure and the meaning of later words depend on this.

3.4.1 Invalid Root

A CSpace CPTR root (within which a capability was to be looked up) is invalid. For example, the capability is not a CNode cap.

Data	Meaning
Offset + 0	seL4_InvalidRoot

3.4.2 Missing Capability

A capability required for an invocation is not present or does not have sufficient rights.

Data	Meaning
Offset + 0	seL4_MissingCapability
Offset + seL4_CapFault_BitsLeft	Bits left

3.4.3 Depth Mismatch

When resolving a capability, a CNode was traversed that resolved more bits than was left to decode in the CPTR or a non-CNode capability was encountered while there were still bits remaining to be looked up.

Data	Meaning
Offset + 0	seL4_DepthMismatch
Offset + seL4_CapFault_BitsLeft	Bits of CPTR remaining to decode
Offset + seL4_CapFault_DepthMismatch_BitsFound	Bits that the current CNode being traversed resolved

3.4.4 Guard Mismatch

When resolving a capability, a CNode was traversed with a guard size larger than the number of bits remaining or the CNode's guard did not match the next bits of the CPTR being resolved.

Data	Meaning
Offset + 0	seL4_GuardMismatch
Offset + seL4_CapFault_BitsLeft	Bits of CPTR remaining to decode
Offset + seL4_CapFault_GuardMismatch_GuardFound	The CNode's guard
Offset + seL4_CapFault_GuardMismatch_BitsFound	The CNode's guard size

Chapter 4

Message Passing (IPC)

The seL4 microkernel provides a message-passing IPC mechanism for communication between threads. The same mechanism is also used for communication with kernel-provided services. Messages are sent by invoking a capability to a kernel object. Messages sent to Endpoints are destined for other threads, while messages sent to other objects are processed by the kernel. This chapter describes the common message format, endpoints, and how they can be used for communication between applications.

4.1 Message Registers

Each message contains a number of message words and optionally a number of capabilities. The message words are sent to or received from a thread by placing them in its *message registers*. The message registers are numbered and the first few message registers are implemented using physical CPU registers, while the rest are backed by a fixed region of memory called the *IPC buffer*. The reason for this design is efficiency: very short messages need not use the memory. The IPC buffer is assigned to the calling thread (see Section 6.1 and Section 10.3.5.10).

Every IPC message also has a tag (structure `seL4_MessageInfo_t`). The tag consists of four fields: the label, message length, number of capabilities (the `extraCaps` field) and the `capsUnwrapped` field. The message length and number of capabilities determine either the number of message registers and capabilities that the sending thread wishes to transfer, or the number of message registers and capabilities that were actually transferred. The label is not interpreted by the kernel and is passed unmodified as the first data payload of the message. The label may, for example, be used to specify a requested operation. The `capsUnwrapped` field is used only on the receive side, to indicate the manner in which capabilities were received. It is described in Section 4.2.2.

The kernel assumes that the IPC buffer contains a structure of type `seL4_IPCBuffer` as defined in Table 4.1. The kernel uses as many physical registers as possible to transfer IPC messages. When more arguments are transferred than physical message registers are available, the kernel begins using the IPC buffer's `msg` field to transfer arguments. However, it leaves room in this array for the physical message registers. For example, if an IPC transfer or kernel object invocation required 4 message registers (and there are

Type	Name	Description
<code>seL4_MessageInfo_t</code>	<code>tag</code>	Message tag
<code>seL4_Word[]</code>	<code>msg</code>	Message contents
<code>seL4_Word</code>	<code>userData</code>	Base address of the structure, used by supporting user libraries
<code>seL4_CPtr[]</code> (<i>in</i>)	<code>caps</code>	Capabilities to transfer
<code>seL4_CapData_t[]</code> (<i>out</i>)	<code>badges</code>	Badges for endpoint capabilities received
<code>seL4_CPtr</code>	<code>receiveCNode</code>	CPTR to a CNode from which to find the receive slot
<code>seL4_CPtr</code>	<code>receiveIndex</code>	CPTR to the receive slot relative to <code>receiveCNode</code>
<code>seL4_Word</code>	<code>receiveDepth</code>	Number of bits of <code>receiveIndex</code> to use

Table 4.1: Fields of the `seL4_IPCBuffer` structure. Note that `badges` and `caps` use the same area of memory in the structure.

only 2 physical message registers available on this architecture) then arguments 1 and 2 would be transferred via message registers and arguments 3 and 4 would be in `msg[2]` and `msg[3]`. This allows the user-level object-invocation stubs to copy the arguments passed in physical registers to the space left in the `msg` array if desired. The situation is similar for the tag field. There is space for this field in the `seL4_IPCBuffer` structure, which the kernel ignores. User level stubs may wish to copy the message tag from its CPU register to this field, although the user level stubs provided with the kernel do not do this.

4.2 Endpoints

Endpoints allow a small amount of data and capabilities (namely the IPC buffer) to be transferred between two threads. Endpoint objects are invoked directly using the `seL4` system calls described in Section 2.2.

IPC Endpoints uses a rendezvous model and as such is synchronous and blocking. An Endpoint object may queue threads either to send or to receive. If no receiver is ready, threads performing the `seL4_Send()` or `seL4_Call()` system calls will wait in a queue for the first available receiver. Likewise, if no sender is ready, threads performing the `seL4_Recv()` system call or the second half of `seL4_ReplyRecv()` will wait for the first available sender.

4.2.1 Endpoint Badges

Endpoint capabilities may be *minted* to create a new endpoint capability with a *badge* attached to it, a data word chosen by the invoker of the *mint* operation. When a message is sent to an endpoint using a badged capability, the badge is transferred to the receiving thread's badge register.

An endpoint capability with a zero badge is said to be *unbadged*. Such a capability can be badged with the `seL4_CNode_Mutate()` or `seL4_CNode_Mint()` invocations on the CNode containing the capability. Endpoint capabilities with badges cannot be unbadged, rebadged or used to create child capabilities with different badges.

Only the low 28 bits of the badge are available for use. The kernel will silently ignore any usage of the high 4 bits.

4.2.2 Capability Transfer

Messages may contain capabilities, which will be transferred to the receiver, provided that the endpoint capability invoked by the sending thread has Grant rights. An attempt to send capabilities using an endpoint capability without the Grant right will result in transfer of the raw message, without any capability transfer.

Capabilities to be sent in a message are specified in the sending thread's IPC buffer in the `caps` field. Each entry in that array is interpreted as a CPTR in the sending thread's capability space. The number of capabilities to send is specified in the `extraCaps` field of the message tag.

The receiver specifies the slot in which it is willing to receive a capability, with three fields within the IPC buffer: `receiveCNode`, `receiveIndex` and `receiveDepth`. These fields specify the root CNode, capability address and number of bits to resolve, respectively, to find the slot in which to put the capability. Capability addressing is described in Section 3.3.2.

A received capability has the same rights as the original, except if the *receiving* endpoint capability lacks the Write right. In this case, the rights on the sent capability are *diminished*, by stripping the Write right from the received copy of the capability.

Note that receiving threads may specify only one receive slot, whereas a sending thread may include multiple capabilities in the message. Messages containing more than one capability may be interpreted by kernel objects. They may also be sent to receiving threads in the case where some of the extra capabilities in the message can be *unwrapped*.

If the n-th capability in the message refers to the endpoint through which the message is sent, the capability is *unwrapped*: its badge is placed into the n-th position of the receiver's badges array, and the kernel sets the n-th bit (counting from the least significant) in the `capsUnwrapped` field of the message tag. The capability itself is not transferred, so the receive slot may be used for another capability.

If a receiver gets a message whose tag has an `extraCaps` of 2 and a `capsUnwrapped` of 2, then the first capability in the message was transferred to the specified receive slot and the second capability was unwrapped, placing its badge in `badges[1]`. There may have been a third capability in the sender's message which could not be unwrapped.

4.2.3 Errors

Errors in capability transfers can occur at two places: in the send phase or in the receive phase. In the send phase, all capabilities that the caller is attempting to send

are looked up to ensure that they exist before the send is initiated in the kernel. If the lookup fails for any reason, `seL4_Send()` and `seL4_Call()` system calls immediately abort and no IPC or capability transfer takes place. The system call will return a lookup failure error as described in Section 10.1.

In the receive phase, seL4 transfers capabilities in the order that they are found in the sending thread's IPC buffer `caps` array and terminates as soon as an error is encountered. Possible error conditions are:

- A source capability cannot be looked up. Although the presence of the source capabilities is checked when the sending thread performs the send system call, this error may still occur. The sending thread may have been blocked on the endpoint for some time before it was paired with a receiving thread. During this time, its CSpace may have changed and the source capability pointers may no longer be valid.
- The destination slot cannot be looked up. Unlike the send system call, the `seL4_Recv()` system call does not check that the destination slot exists and is empty before it initiates the receive. Hence, the `seL4_Recv()` system call will not fail with an error if the destination slot is invalid and will instead transfer badged capabilities until an attempt to save a capability to the destination slot is made.
- The capability being transferred cannot be derived. See Section 3.1.5 for details.

An error will not void the entire transfer, it will just end it prematurely. The capabilities processed before the failure are still transferred and the `extraCaps` field in the receiver's IPC buffer is set to the number of capabilities transferred up to failure. No error message will be returned to the receiving thread in any of the above cases.

Chapter 5

Notifications

Notifications are a simple, non-blocking signalling mechanism that logically represents a set of binary semaphores.

5.1 Notification Objects

A Notification object contains a single data word, called the *notification word*. Such an object supports two operations: `seL4_Signal()` and `seL4_Wait()`.

Notification capabilities can be badged, using `seL4_CNode_Mutate()` or `seL4_CNode_Mint()`, just like Endpoint capabilities (see Section 4.2.1). As with Endpoint capabilities, badged Notification capabilities cannot be unbadged, rebadged or used to create child capabilities with different badges.

5.2 Signalling, Polling and Waiting

The `seL4_Signal()` method updates the notification word by bit-wise *or-ing* it with the *badge* of the invoked notification capability. It also unblocks the first thread waiting on the notification (if any). As such, `seL4_Signal()` works like concurrently signalling multiple semaphores (those indicated by the bits set in the badge). If the signal sender capability was unbadged or 0-badged, the operation degrades to just waking up the first thread waiting on the notification (also see below).

The `seL4_Wait()` method works similarly to a select-style wait on the set of semaphores: If the notification word is zero at the time `seL4_Wait()` is called, the invoker blocks. Else, the call returns immediately, setting the notification word to zero and returning to the invoker the previous notification-word value.

The `seL4_Poll()` is the same as `seL4_Wait()`, except if no signals are pending (the notification word is 0) the call will return immediately without blocking.

If threads are waiting on the Notification object at the time `seL4_Signal()` is invoked, the first queued thread receives the notification. All other threads keep waiting until the next time the notification is signalled.

If `seL4_Signal()` is invoked with an unbadged or 0-badged capability, the first queued thread is unblocked with a zero return value. If no thread is waiting, the `seL4_Signal()` operation with an unbadged capability has no effect.

5.3 Binding Notifications

Notification objects and TCBs can be bound together in a 1-to-1 relationship through the `seL4_TCB_BindNotification()` invocation. When a Notification is bound to a TCB, signals to that notification object will be delivered even if the thread is receiving from an IPC endpoint. To distinguish whether the received message was a notification or an IPC, developers should check the badge value. By reserving a specific badge (or range of badges) for capabilities to the bound notification — distinct from endpoint badges — the message source can be determined.

Once a notification has been bound, the only thread that may perform `seL4_Wait()` on the notification is the bound thread.

Chapter 6

Threads and Execution

6.1 Threads

seL4 provides threads to represent an execution context and manage processor time. A thread is represented in seL4 by its thread control block object (TCB). Each TCB has an associated CSpace (see Chapter 3) and VSpace (see Chapter 7) which may be shared with other threads. A TCB may also have an IPC buffer (see Chapter 4), which is used to pass extra arguments during IPC or kernel object invocation that do not fit in the architecture-defined message registers. While it is not compulsory that a thread has an IPC buffer, it will not be able to perform most kernel invocations, as they require cap transfer. Each thread belongs to exactly one security domain (see Section 6.3).

6.1.1 Thread Creation

Like other objects, TCBs are created with the `seL4_Untyped_Retype()` method (see Section 2.4). A newly created thread is initially inactive. It is configured by setting its CSpace and VSpace with the `seL4_TCB_SetSpace()` or `seL4_TCB_Configure()` methods and then calling `seL4_TCB_WriteRegisters()` with an initial stack pointer and instruction pointer. The thread can then be activated either by setting the `resume_target` parameter in the `seL4_TCB_WriteRegisters()` invocation to true or by separately calling the `seL4_TCB_Resume()` method. In multicore machines, the thread would be running on the same CPU which originally created the TCB. However, it could be migrated to other CPUs by calling `seL4_TCB_SetAffinity()`.

6.1.2 Thread Deactivation

The `seL4_TCB_Suspend()` method deactivates a thread. Suspended threads can later be resumed. Their suspended state can be retrieved with the `seL4_TCB_ReadRegisters()` and `seL4_TCB_CopyRegisters()` methods. They can also be reconfigured and reused or left suspended indefinitely if not needed. Threads will be automatically suspended when the last capability to their TCB is deleted.

6.1.3 Scheduling

seL4 uses a preemptive round-robin scheduler with 256 priority levels. All threads have a maximum controlled priority (MCP) and a priority, the latter being the effective priority of the thread. When a thread modifies another thread's priority (including itself) it must provide a thread capability from which to use the MCP from. Threads can only set priorities and MCPs to be less than or equal to the provided thread's MCP. The initial task starts with an MCP and priority as the highest priority in the system (`seL4_MaxPrio`). Thread priority and MCP can be set with `seL4_TCB_SetPriority()` and `seL4_TCB_SetMCPriority()` methods.

6.1.4 Exceptions

Each thread has an associated exception-handler endpoint. If the thread causes an exception, the kernel creates an IPC message with the relevant details and sends this to the endpoint. This thread can then take the appropriate action. Fault IPC messages are described in Section 6.2.

In order to enable exception handlers, a capability to the exception-handler endpoint must exist in the CSpace of the thread that generates the exception. The exception-handler endpoint can be set with the `seL4_TCB_SetSpace()` or `seL4_TCB_Configure()` method. With these methods, a capability address for the exception handler can be associated with a thread. This address is then used to lookup the handler endpoint when an exception is generated. Note, however, that these methods make no attempt to check whether an endpoint capability exists at the specified address in the CSpace of the thread. The capability is only looked up when an exception actually happens and if the lookup fails then no exception message is delivered and the thread is suspended indefinitely.

The exception endpoint must have send and grant rights. Replying to the exception message restarts the thread. For certain exception types, the contents of the reply message may be used to set the values in the registers of the thread being restarted. See Section 6.2 for details.

6.1.5 Message Layout of the Read-/Write-Registers Methods

The registers of a thread can be read and written with the `seL4_TCB_ReadRegisters()` and `seL4_TCB_WriteRegisters()` methods. For some registers, the kernel will silently mask certain bits or ranges of bits off, and force them to contain certain values to ensure that they cannot be maliciously set to values that would compromise the running system, or to respect values that the architecture specifications have mandated to be certain values. The register contents are transferred via the IPC buffer.

6.2 Faults

A thread's actions may result in a fault. Faults are delivered to the thread's exception handler so that it can take the appropriate action. The fault type is specified in the mes-

sage label and is one of: `seL4_Fault_CapFault`, `seL4_Fault_VMFault`, `seL4_Fault_UnknownSyscall`, `seL4_Fault_UserException`, `seL4_Fault_DebugException`, or `seL4_Fault_NullFault` (indicating no fault occurred and this is a normal IPC message).

Fault are delivered in such a way as to imitate a Call from the faulting thread. This means that to send a fault message the fault endpoint must have both write and grant permissions.

6.2.1 Capability Faults

Capability faults may occur in two places. Firstly, a capability fault can occur when lookup of a capability referenced by a `seL4_Call()` or `seL4_Send()` system call failed (`seL4_NBSend()` calls on invalid capabilities silently fail). In this case, the capability on which the fault occurred may be the capability being invoked or an extra capability passed in the `caps` field in the IPC buffer.

Secondly, a capability fault can occur when `seL4_Recv()` or `seL4_NBRecv()` is called on a capability that does not exist, is not an endpoint or notification capability or does not have receive permissions.

Replying to the fault IPC will restart the faulting thread. The contents of the IPC message are given in Table 6.1.

Meaning	IPC buffer location
Address at which to restart execution	<code>seL4_CapFault_IP</code>
Capability address	<code>seL4_CapFault_Addr</code>
In receive phase (1 if the fault happened during a receive system call, 0 otherwise)	<code>seL4_CapFault_InRecvPhase</code>
Lookup failure description. As described in Section 3.4	<code>seL4_CapFault_LookupFailureType</code>

Table 6.1: Contents of an IPC message.

6.2.2 Unknown Syscall

This fault occurs when a thread executes a system call with a syscall number that is unknown to seL4. The register set of the faulting thread is passed to the thread's exception handler so that it may, for example, emulate the system call if a thread is being virtualised.

Replying to the fault IPC allows the thread to be restarted and/or the thread's register set to be modified. If the reply has a label of zero, the thread will be restarted. Additionally, if the message length is non-zero, the faulting thread's register set will be updated. In this case, the number of registers updated is controlled with the length field of the message tag.

6.2.3 User Exception

User exceptions are used to deliver architecture-defined exceptions. For example, such an exception could occur if a user thread attempted to divide a number by zero.

Replying to the fault IPC allows the thread to be restarted and/or the thread's register set to be modified. If the reply has a label of zero, the thread will be restarted. Additionally, if the message length is non-zero, the faulting thread's register set will be updated. In this case, the number of registers updated is controlled with the length field of the message tag.

6.2.4 Debug Exception: Breakpoints and Watchpoints

Debug exceptions are used to deliver trace and debug related events to threads. Breakpoints, watchpoints, trace-events and instruction-performance sampling events are examples. These events are supported for userspace threads when the kernel is configured to include them (when `CONFIG_HARDWARE_DEBUG_API` is set). The hardware debugging extensions API is supported on the following subset of the platforms that the kernel has been ported to:

- PC99: IA-32 and x86_64
- Sabrelite (i.MX6)
- Jetson TegraK1
- HiSilicon Hikey
- Raspberry Pi 3
- Odroid-X (Exynos4)
- Xilinx zynq7000

Information on the available hardware debugging resources is presented in the form of the following constants:

seL4_NumHWBreakpoints : Defines the total number of hardware break registers available, of all types available on the hardware platform. On the ARM Cortex A7 for example, there are 6 exclusive instruction breakpoint registers, and 4 exclusive data watchpoint registers, for a total of 10 monitor registers. On this platform therefore, **seL4_NumHWBreakpoints** is defined as 10. The instruction breakpoint registers will always be assigned the lower API-IDs, and the data watchpoints will always be assigned following them.

Additionally, **seL4_NumExclusiveBreakpoints**, **seL4_NumExclusiveWatchpoints** and **seL4_NumDualFunctionMonitors** are defined for each target platform to reflect the number of available hardware breakpoints/watchpoints of a certain type.

seL4_NumExclusiveBreakpoints : Defines the number of hardware registers capable of generating a fault **only** on instruction execution. Currently this will be set only on ARM platforms. The API-ID of the first exclusive breakpoint is given in **seL4_FirstBreakpoint**. If there are no instruction-break exclusive registers, **seL4_NumExclusiveBreakpoints** will be set to 0 and **seL4_FirstBreakpoint** will be set to -1.

seL4_NumExclusiveWatchpoints : Defines the number of hardware registers capable of generating a fault **only** on data access. Currently this will be set only on ARM platforms. The API-ID of the first exclusive watchpoint is given in **seL4_FirstWatchpoint**. If there are no data-break exclusive registers, **seL4_NumExclusiveWatchpoints** will be set to 0 and **seL4_FirstWatchpoint** will be set to -1.

seL4_NumDualFunctionMonitors : Defines the number of hardware registers capable of generating a fault on either type of access – i.e, the register supports both instruction and data breaks. Currently this will be set only on x86 platforms. The API-ID of the first dual-function monitor is given in **seL4_FirstDualFunctionMonitor**. If there are no dual-function break registers, **seL4_NumDualFunctionMonitors** will be set to 0 and **seL4_FirstDualFunctionMonitor** will be set to -1.

Value sent	IPC buffer location
Breakpoint instruction address	IPCBuffer[0]
Exception reason	IPCBuffer[1]
Watchpoint data access address	IPCBuffer[2]
Register API-ID	IPCBuffer[3]

Table 6.2: Debug fault message layout. The register API-ID is not returned in the fault message from the kernel on single-step faults.

6.2.5 Debug Exception: Single-stepping

The kernel provides support for the use of hardware single-stepping of userspace threads when configured to do so (when `CONFIG_HARDWARE_DEBUG_API` is set). To this end it exposes the invocation, `seL4_TCB_ConfigureSingleStepping`.

The caller is expected to select an API-ID that corresponds to an instruction breakpoint, to use when setting up the single-stepping functionality (i.e, API-ID from 0 to `seL4_NumExclusiveBreakpoints - 1`). However, not all hardware platforms require an actual hardware breakpoint register to provide single-stepping functionality. If the caller's hardware platform requires the use of a hardware breakpoint register, it will use the breakpoint register given to it in `bp_num`, and return `true` in `bp_was_consumed`. If the underlying platform does not need a hardware breakpoint to provide single-stepping, seL4 will return `false` in `bp_was_consumed` and leave `bp_num` unchanged.

If `bp_was_consumed` is `true`, the caller should not attempt to re-configure `bp_num` for Breakpoint or Watchpoint usage until the caller has disabled single-stepping and

released that register, via a subsequent call to `seL4_TCB_ConfigureSingleStepping`, or a fault-reply with `n_instr` being 0. Setting `num_instructions` to 0 **disables single stepping**.

On architectures that require an actual hardware registers to be configured for single-stepping functionality, seL4 will restrict the number of registers that can be configured as single-steppers, to one at any given time. The register that is currently configured (if any) for single-stepping will be the implicit `bp_num` argument in a single-step debug fault reply.

The kernel's single-stepping, also supports skipping a certain number of instructions before delivering the single-step fault message. `Num_instructions` should be set to 1 when single-stepping, or any non-zero integer value to skip that many instructions before resuming single-stepping. This skip-count can also be set in the fault-reply to a single-step debug fault.

Value sent	Register set by reply	IPC buffer location
Breakpoint instruction address	<code>num_instructions</code> to skip	<code>IPCBuffer[0]</code>
Exception reason	—	<code>IPCBuffer[1]</code>

Table 6.3: Single-step fault message layout.

6.2.6 VM Fault

The thread caused a page fault. Replying to the fault IPC will restart the thread. The contents of the IPC message are given below.

Meaning	IPC buffer location
Program counter to restart execution at.	<code>seL4_VMFault_IP</code>
Address that caused the fault.	<code>seL4_VMFault_SP</code>
Instruction fault (1 if the fault was caused by an instruction fetch).	<code>seL4_VMFault_PrefetchFault</code>
Fault status register (FSR). Contains information about the cause of the fault.	<code>seL4_VMFault_FSR</code>
Architecture dependent.	

Table 6.4: VM Fault outcome on all architectures.

6.3 Domains

Domains are used to isolate independent subsystems, so as to limit information flow between them. The kernel switches between domains according to a fixed, time-triggered schedule. The fixed schedule is compiled into the kernel via the constant `CONFIG_NUM_DOMAINS` and the global variable `ksDomSchedule`.

A thread belongs to exactly one domain, and will only run when that domain is active. The `seL4_DomainSet_Set()` method changes the domain of a thread. The caller must possess a `Domain` cap and the thread's `TCB` cap. The initial thread starts with a `Domain` cap (see Section 4.1).

6.4 Virtualisation

Hardware execution virtualisation is supported on specific arm and x86 platforms. The interface is exposed through a series of kernel objects, invocations and syscalls that allow the user to take advantage of hardware virtualisation features.

Hardware virtualisation allows for a thread to perform instructions and operations as if it were running at a higher privilege level. As higher privilege levels typically have access to additional machine registers and other pieces of state a `VCPU` object is introduced to act as storage for this state. For simplicity we refer to this virtualised higher privileged level as 'guest mode'. `VCPUs` are bound in a one-to-one relationship with a `TCB` in order to provide a thread with this ability to run in higher privilege mode. See the section on ARM or x86 for more precise details.

`VCPU` objects also have additional, architecture specific, invocations for manipulating the additional state or other virtualisation controls provided by the hardware. Binding of a `VCPU` to a `TCB` is done by an invocation on the `VCPU` only, and not the `TCB`.

The provided objects and invocations are, generally speaking, the thinnest possible shim over the underlying hardware primitives and operations. As a result an in depth familiarity with the underlying architecture specific hardware mechanisms is required to use these objects, and such familiarity is therefore assumed in description.

6.4.1 ARM

When a `TCB` has a bound `VCPU` it is allowed to have the mode portion of the `cpsr` register set to values other than `user`. Specifically it may have any value other than `hypervisor`.

TODO: this section needs more detail

6.4.2 x86

A `TCB` with a bound `VCPU` has two execution modes; one is the original thread just as if there was no bound `VCPU`, and the other is the guest mode execution using the `VCPU`. Switching from regular execution mode into the guest execution mode is done by using the `seL4_VMEnter()` syscall. Executing this syscall causes the thread, whenever it is scheduled thereafter, to execute using the higher privlidged mode controlled by the `VCPU`. Should the guest execution mode generate any kind of fault, or if a message arrives on the `TCBs` bound notification, the `TCB` will be switched back to regular mode and the `seL4_VMEnter()` syscall will return with a message indicating the reason for return.

VCPU state and execution is controlled through the `seL4_VCPU_ReadVMCS()` and `seL4_VCPU_WriteVMCS()` invocations. These are very thin wrappers around the hardware `vmread` and `vmwrite` instructions and the kernel merely does enough validation on the parameters to ensure the VCPU is not configured to run in such a way as to violate any kernel properties. For example, it is not possible to disable the use of External Interrupt Exiting, as this would prevent the kernel from receiving timer interrupts and allow the thread to monopolise CPU time.

Memory access of the guest execution mode is controlled by requiring the use of Extended Page Tables (EPT). A series of EPT related paging structure objects (`EPTPML4`, `EPTPDPT`, `EPTPD`, `EPTPT`) exist and are manipulated in exactly the same manner as the objects for the regular virtual address space. Once constructed a TCB can be given an `EPTPML4` as an EPT root with `seL4_TCB_SetEPTRoot()`, which serves as the vspace root when executing in guest mode, with the vspace root set with `seL4_TCB_SetSpace()` or `seL4_TCB_Configure()` continuing to provide translation when the TCB is executing in its normal mode.

Direct access to I/O ports can be given to the privileged execution mode through the `seL4_X86_VCPU_EnableIOPort()` invocation and allows the provided I/O port capability to be linked to the VCPU, and a subset of its I/O port range to be made accessible to the VCPU. Linking means that an I/O port capability can only be used in a single `seL4_X86_VCPU_EnableIOPort()` invocation and a second invocation will undo the previous one. The link also means that if the I/O port capability is deleted for any reason the access will be correspondingly removed from the VCPU.

Chapter 7

Address Spaces and Virtual Memory

A virtual address space in seL4 is called a VSpace. In a similar way to a CSpace (see Chapter 3), a VSpace is composed of objects provided by the microkernel. Unlike CSpaces, these objects for managing virtual memory largely correspond to those of the hardware. Consequently, each architecture defines its own objects for the top-level VSpace and further intermediate paging structures. Common to every architecture is the Page, representing a frame of physical memory. The kernel also includes ASID Pool and ASID Control objects for tracking the status of address spaces.

These VSpace-related objects are sufficient to implement the hardware data structures required to create, manipulate, and destroy virtual memory address spaces. It should be noted that, as usual, the manipulator of a virtual memory space needs the appropriate capabilities to the required objects.

7.1 Objects

7.1.1 Hardware Virtual Memory Objects

Each architecture has a top-level paging structure (level 0) and a number of intermediate levels. The top-level paging structure corresponds directly to the higher-level concept of a VSpace in seL4. For each architecture, the VSpace is realised as a different object, as determined by the architectural details.

In general, each paging structure at each level contains slots where the next level paging structure, or a specifically sized frame of memory, can be mapped. If the previous level is not mapped, a mapping operation will fail. Developers need to manually create and map all paging structures. The size and type of structure at each level, and the number of bits in the virtual address resolved for that level, is hardware defined.

seL4 provides methods for operating on these hardware paging structures including mapping and cache operations. Mapping operations are invoked on the capability being mapped, e.g. to map a level 1 paging structure at a specific virtual address, the capability to the corresponding object is invoked with a map operation, where the

top-level structure is passed as an argument.

In general, the top-level structure has no invocations for mapping, but is used as an argument to several other virtual-memory related object invocations. For some architectures, the top-level page table can be invoked for cache operations. By making these cache related operations invocations on page directory capabilities in addition to the page capabilities themselves, the API allows users more flexible policy options. For example, a process that has delegated a page directory can conduct cache operations on all frames mapped from that capability without access to those capabilities directly.

The rest of this section details the paging structures for each architecture.

7.1.1.1 IA-32

On IA-32, the VSpace is realised as a `PageDirectory`, which covers the entire 4 GiB range in the 32-bit address space, and forms the top-level paging structure. Second level page-tables (`PageTable` objects) each cover a 4 MiB range. Structures at both levels are indexed by 10 bits in the virtual address.

<i>Object</i>	<i>Address Bits</i>	<i>Level</i>	<i>Methods</i>
<code>PageDirectory</code>	22—31	0	Section 10.4.12
<code>PageTable</code>	12—21	1	Section 10.4.13

7.1.1.2 x64

On x86-64, the VSpace is realised as a `PML4`. Three further levels of paging structure are defined, as shown in the table below. All structures are indexed with 9 bits of the virtual address.

<i>Object</i>	<i>Address Bits</i>	<i>Level</i>	<i>Methods</i>
<code>PML4</code>	39—47	0	None
<code>PDPT</code>	30—38	1	Section 10.6.1
<code>PageDirectory</code>	21—29	2	Section 10.4.12
<code>PageTable</code>	12—20	3	Section 10.4.13

7.1.1.3 AArch32

Like IA-32, ARM AArch32 realise the VSpace as a `PageDirectory`, which covers the entire 4 GiB address range, and a second-level `PageTable`. The second-level structures on AArch32 cover 1 MiB address ranges.

ARM AArch32 processors have a two-level page-table structure. The top-level page directory covers a range of 4 GiB and each page table covers a 1 MiB range.

<i>Object</i>	<i>Address Bits</i>	<i>Level</i>	<i>Methods</i>
<code>PageDirectory</code>	20—31	0	Section 10.8.1
<code>PageTable</code>	12—19	1	Section 10.7.5

7.1.1.4 AArch64

ARM AArch64 processors have a four-level page-table structure, where the VSpace is realised as a `PageGlobalDirectory`. All paging structures are indexed by 9 bits of the virtual address.

<i>Object</i>	<i>Address Bits</i>	<i>Level</i>	<i>Methods</i>
<code>PageGlobalDirectory</code>	39—47	0	Section 10.9.2
<code>PageUpperDirectory</code>	30—38	1	Section 10.9.3
<code>PageDirectory</code>	21—29	2	Section 10.9.1
<code>PageTable</code>	12—20	3	Section 10.7.5

7.1.2 RISC-V

RISC-V provides the same paging structure for all levels, `PageTable`. The VSpace is then realised as a `PageTable`.

7.1.2.1 RISC-V 32-bit

32-bit RISC-V `PageTables` are indexed by 10 bits of virtual address.

<i>Object</i>	<i>Address Bits</i>	<i>Level</i>	<i>Methods</i>
<code>PageTable</code>	22—31	0	Section 10.10.5
<code>PageTable</code>	12—21	1	Section 10.10.5

7.1.2.2 RISC-V 64-bit

64-bit RISC-V follows the SV39 model, where `PageTables` are indexed by 9 bits of virtual address. Although RISC-V allows for multiple different numbers of paging levels, currently seL4 only supports exactly three levels of paging structures.

<i>Object</i>	<i>Address Bits</i>	<i>Level</i>	<i>Methods</i>
<code>PageTable</code>	30—38	0	Section 10.10.5
<code>PageTable</code>	21—29	1	Section 10.10.5
<code>PageTable</code>	12—20	2	Section 10.10.5

7.1.3 Page

A `Page` object corresponds to a frame of physical memory that is used to implement virtual memory pages in a virtual address space.

The virtual address for a `Page` mapping must be aligned to the size of the `Page` and must be mapped to a suitable VSpace, and every intermediate paging structure required. To map a page readable, the capability to the page that is being invoked must have read permissions. To map the page writeable, the capability must have write permissions.

The requested mapping permissions are specified with an argument of type `seL4_CapRights` given to the mapping function. If the capability does not have sufficient permissions to authorise the given mapping, then the mapping permissions are silently downgraded. Specific mapping permissions are dependant on the architecture and are documented in the Chapter 10 for each function.

At minimum, each architecture defines `Map`, `Unmap`, `Remap` and `GetAddress` methods for pages. Methods for page objects for each architecture can be found in the Chapter 10, and are indexed per architecture in the table below.

<i>Architectures</i>	<i>Methods</i>
IA32, X64	Section 10.4.11
AArch32, AArch64	Section 10.7.4
RISC-V	Section 10.10.4

Each architecture also defines a range of page sizes. In the next section we show the available page sizes, as well as the *mapping level*, which refers to the level of the paging structure at which this page must be mapped.

7.1.3.1 AArch32 page sizes

<i>Constant</i>	<i>Size</i>	<i>Mapping level</i>
<code>seL4_PageBits</code>	4 KiB	1
<code>seL4_LargePageBits</code>	64 KiB	1
<code>seL4_SectionBits</code>	1 MiB	0
<code>seL4_SuperSectionBits</code>	16 MiB	0

Mappings for sections and super sections consume 16 slots in the page table and page directory respectively.

7.1.3.2 AArch64 page sizes

<i>Constant</i>	<i>Size</i>	<i>Mapping level</i>
<code>seL4_PageBits</code>	4 KiB	3
<code>seL4_LargePageBits</code>	2 MiB	2
<code>seL4_HugePageBits</code>	1 GiB	1

7.1.3.3 IA-32 page sizes

<i>Constant</i>	<i>Size</i>	<i>Mapping level</i>
<code>seL4_PageBits</code>	4 KiB	1
<code>seL4_LargePageBits</code>	4 MiB	0

7.1.3.4 X64 page sizes

<i>Constant</i>	<i>Size</i>	<i>Mapping level</i>
seL4_PageBits	4 KiB	3
seL4_LargePageBits	2 MiB	2
seL4_HugePageBits	1 GiB	1

7.1.3.5 RISC-V 32-bit page sizes

<i>Constant</i>	<i>Size</i>	<i>Mapping level</i>
seL4_PageBits	4 KiB	1
seL4_LargePageBits	4 MiB	0
seL4_HugePageBits	512 MiB	0

7.1.3.6 RISC-V 64-bit page sizes

<i>Constant</i>	<i>Size</i>	<i>Mapping level</i>
seL4_PageBits	4 KiB	2
seL4_LargePageBits	2 MiB	1
seL4_HugePageBits	1 GiB	0

7.1.4 ASID Control

For internal kernel book-keeping purposes, there is a fixed maximum number of applications the system can support. In order to manage this limited resource, the microkernel provides an ASID Control capability. The ASID Control capability is used to generate a capability that authorises the use of a subset of available address-space identifiers. This newly created capability is called an ASID Pool. ASID Control only has a single `MakePool` method for each architecture, listed in the table below.

<i>Architectures</i>	<i>Methods</i>
IA32, X64	Section 10.4.3
AArch32, AArch64	Section 10.7.1
RISC-V	Section 10.10.2

7.1.5 ASID Pool

An ASID Pool confers the right to create a subset of the available maximum applications. For a VSpace to be usable by an application, it must be assigned to an ASID. This is done using a capability to an ASID Pool. The ASID Pool object has a single method, `Assign`, for each architecture:

<i>Architectures</i>	<i>Methods</i>
IA32, X64	Section 10.4.4
AArch32, AArch64	Section 10.7.2
RISC-V	Section 10.10.3

7.2 Mapping Attributes

A parameter of type `seL4_ARM_VMAAttributes` or `seL4_x86_VMAAttributes` is used to specify the cache behaviour of the page being mapped; possible values for ARM that can be bitwise OR'd together are shown in Table 7.1 and an enumeration of valid values for IA-32 are shown in Table 7.2.

Attribute	Meaning
<code>seL4_ARM_PageCacheable</code>	Enable data in this mapping to be cached
<code>seL4_ARM_ParityEnabled</code>	Enable parity checking for this mapping
<code>seL4_ARM_ExecuteNever</code>	Map this memory as non-executable

Table 7.1: Virtual memory attributes for ARM page table entries.

Attribute	Meaning
<code>seL4_x86_WriteBack</code>	Read and writes are cached
<code>seL4_x86_CacheDisabled</code>	Prevent data in this mapping from being cached
<code>seL4_x86_WriteThrough</code>	Enable write through cacheing for this mapping
<code>seL4_x86_WriteCombining</code>	Enable write combining for this mapping

Table 7.2: Virtual memory attributes for x86 page table entries.

7.3 Sharing Memory

seL4 does not allow Page Tables to be shared, but does allow pages to be shared between address spaces. To share a page, the capability to the Page must first be duplicated using the `seL4_CNode_Copy()` method and the new copy must be used in the `seL4_ARM_Page_Map()` or `seL4_x86_Page_Map()` method that maps the page into the second address space. Attempting to map the same capability twice will result in an error.

7.4 Page Faults

Page faults are reported to the exception handler of the executed thread. See Section 6.2.6.

Chapter 8

Hardware I/O

8.1 Interrupt Delivery

Interrupts are delivered as notifications. A thread may configure the kernel to signal a particular Notification object each time a certain interrupt triggers. Threads may then wait for interrupts to occur by calling `seL4_Wait()` or `seL4_Poll()` on that Notification.

IRQHandler capabilities represent the ability of a thread to configure a certain interrupt. They have three methods:

`seL4_IRQHandler_SetNotification()` specifies the Notification the kernel should `signal()` when an interrupt occurs. A driver may then call `seL4_Wait()` or `seL4_Poll()` on this notification to wait for interrupts to arrive.

`seL4_IRQHandler_Ack()` informs the kernel that the userspace driver has finished processing the interrupt and the microkernel can send further pending or new interrupts to the application.

`seL4_IRQHandler_Clear()` de-registers the Notification from the IRQHandler object.

When the system first starts, no IRQHandler capabilities are present. Instead, the initial thread's CSpace contains a single IRQControl capability. This capability may be used to produce a single IRQHandler capability for each interrupt available in the system. Typically, the initial thread of a system will determine which IRQs are required by other components in the system, produce an IRQHandler capability for each interrupt, and then delegate the resulting capabilities as appropriate. Methods on IRQControl can be used for creating IRQHandler capabilities for interrupt sources.

8.2 x86-Specific I/O

8.2.1 Interrupts

In addition to managing IRQHandler capabilities, x86 platforms require the delivery location in the CPU vectors to be configured. Regardless of where an interrupt comes

from (IOAPIC, MSI, etc) it must be assigned a unique vector for delivery, ranging from `VECTOR_MIN` to `VECTOR_MAX`. The rights to allocate a vector are effectively given through the `IRQControl` capability and can be considered as the kernel outsourcing the allocation of this namespace to user level.

`seL4_IRQControl_GetIOAPIC()` creates an `IRQHandler` capability for an IOAPIC interrupt

`seL4_IRQControl_GetMSI()` creates an `IRQHandler` capability for an MSI interrupt

8.2.2 I/O Ports

On x86 platforms, seL4 provides access to I/O ports to user-level threads. Access to I/O ports is controlled by IO Port capabilities. Each IO Port capability identifies a range of ports that can be accessed with it. Reading from I/O ports is accomplished with the `seL4_X86_IOPort_In8()`, `seL4_X86_IOPort_In16()`, and `seL4_X86_IOPort_In32()` methods, which allow for reading of 8-, 16- and 32-bit quantities. Similarly, writing to I/O ports is accomplished with the `seL4_X86_IOPort_Out8()`, `seL4_X86_IOPort_Out16()`, and `seL4_X86_IOPort_Out32()` methods. Each of these methods takes as arguments an IO Port capability and an unsigned integer `port`, which indicates the I/O port to read from or write to, respectively. In each case, `port` must be within the range of I/O ports identified by the given IO Port capability in order for the method to succeed.

The I/O port methods return error codes upon failure. A `seL4_IllegalOperation` code is returned if port access is attempted outside the range allowed by the IO Port capability. Since invocations that read from I/O ports are required to return two values – the value read and the error code – a structure containing two members, `result` and `error`, is returned from these API calls.

At system initialisation, the initial thread's CSpace contains the `IOPortControl` capability, which can be used to `seL4_X86_IOPort_Issue()` IO Port capabilities to sub ranges of I/O ports. Any range that is issued may not have overlap with any existing issued IO Port capability.

8.2.3 I/O Space

I/O devices capable of DMA present a security risk because the CPU's MMU is bypassed when the device accesses memory. In seL4, device drivers run in user space to keep them out of the trusted computing base. A malicious or buggy device driver may, however, program the device to access or corrupt memory that is not part of its address space, thus subverting security. To mitigate this threat, seL4 provides support for the IOMMU on Intel x86-based platforms. An IOMMU allows memory to be remapped from the device's point of view. It acts as an MMU for the device, restricting the regions of system memory that it can access. More information can be obtained from Intel's IOMMU documentation [Int11].

Two new objects are provided by the kernel to abstract the IOMMU:

IOspace This object represents the address space associated with a hardware device on the PCI bus. It represents the right to modify a device's memory mappings.

IOPageTable This object represents a node in the multilevel page-table structure used by IOMMU hardware to translate hardware memory accesses.

Page capabilities are used to represent the actual frames that are mapped into the I/O address space. A Page can be mapped into either a VSpace or an IOspace but never into both at the same time.

IOspace and VSpace fault handling differ significantly. VSpace page faults are redirected to the thread's exception handler (see Section 6.2), which can take the appropriate action and restart the thread at the faulting instruction. There is no concept of an exception handler for an IOspace. Instead, faulting transactions are simply aborted; the device driver must correct the cause of the fault and retry the DMA transaction.

An initial master IOspace capability is provided in the initial thread's CSpace. An IOspace capability for a specific device is created by using the `seL4_CNode_Mint()` method, passing the PCI identifier of the device as the low 16 bits of the `badge` argument, and a Domain ID as the high 16 bits of the `badge` argument. PCI identifiers are explained fully in the PCI specification [SA99], but are briefly described here. A PCI identifier is a 16-bit quantity. The first 8 bits identify the bus that the device is on. The next 5 bits are the device identifier: the number of the device on the bus. The last 3 bits are the function number. A single device may consist of several independent functions, each of which may be addressed by the PCI identifier. Domain IDs are explained fully in the Intel IOMMU documentation [Int11]. There is presently no way to query seL4 for how many Domain IDs are supported by the IOMMU and the `seL4_CNode_Mint()` method will fail if an unsupported value is chosen.

The IOMMU page-table structure has three levels. Page tables are mapped into an IOspace using the `seL4_X86_IOPageTable_Map()` method. This method takes the IOPageTable to map, the IOspace to map into and the address to map at. Three levels of page tables must be mapped before a frame can be mapped successfully. A frame is mapped with the `seL4_X86_Page_MapIO()` method whose parameters are analogous to the corresponding method that maps Pages into VSpaces (see Chapter 7), namely `seL4_X86_Page_Map()`.

Unmapping is accomplished with the usual `unmap` (see Chapter 7) API call, `seL4_X86_Page_Unmap()`.

More information about seL4's IOMMU abstractions can be found in [Pal09].

Chapter 9

System Bootstrapping

9.1 Initial Thread's Environment

The seL4 kernel creates a minimal boot environment for the initial thread. This environment consists of the initial thread's TCB, CSpace and VSpace, consisting of frames that contain the userland image (code/data of the initial thread) and the IPC buffer. The initial thread's CSpace consists of exactly one CNode which contains capabilities to the initial thread's own resources as well as to all available global resources. The CNode size can be configured at compile time (default is 2^{12} slots), but the guard is always chosen so that the CNode resolves exactly 32 bits. This means, the first slot of the CNode has CPTR 0x0, the second slot has CPTR 0x1 etc.

The first 12 slots contain specific capabilities as listed in Table 9.1.

Table 9.1: Initial thread's CNode content.

Enum Constant	Capability
seL4_CapNull	null
seL4_CapInitThreadTCB	initial thread's TCB
seL4_CapInitThreadCNode	initial thread's CNode
seL4_CapInitThreadVSpace	initial thread's VSpace
seL4_CapIRQControl	global IRQ controller (see Section 8.1)
seL4_CapASIDControl	global ASID controller (see Chapter 7)
seL4_CapInitThreadASIDPool	initial thread's ASID pool (see Chapter 7)
seL4_CapIOPort	global I/O port cap, null cap if unsupported (see Section 8.2.2)
seL4_CapIOSpace	global I/O space cap, null cap if unsupported (see Section 8.2.3)
seL4_CapBootInfoFrame	BootInfo frame (see Section 9.2)
seL4_CapInitThreadIPCBuffer	initial thread's IPC buffer (see Section 4.1)
seL4_CapDomain	domain cap (see Section 6.3)

9.2 BootInfo Frame

CNode slots with CPTR `seL4_NumInitialCaps` (defined in the seL4 userland library) and above are filled dynamically during bootstrapping. Their exact contents depend on the userland image size, platform configuration (devices) etc. In order to tell the initial thread which capabilities are stored where in its CNode, the kernel provides a *BootInfo Frame* which is mapped into the initial thread's address space. The mapped address is chosen by the kernel and given to the initial thread via a CPU register.

The BootInfo Frame contains the C struct described in Table 9.2. It is defined in the seL4 userland library. Besides talking about capabilities, it also informs the initial thread about the current platform's configuration.

The type `seL4_SlotRegion` is a C struct which contains `start` and `end` slot CPTRs. It denotes a region of slots in the initial thread's CNode, starting with CPTR `start` and with `end` being the CPTR of the first slot after the region ends, i.e. `end - 1` points to the last slot of the region.

Table 9.2: BootInfo struct.

Field Type	Field Name	Description
<code>seL4_Word</code>	<code>extraLen</code>	length of additional bootinfo information in bytes
<code>seL4_Word</code>	<code>nodeID</code>	node ID
<code>seL4_Word</code>	<code>numNodes</code>	number of nodes
<code>seL4_Word</code>	<code>numIOPTLevels</code>	number of I/O page-table levels (-1 if <code>CONFIG_IOMMU</code> unset)
<code>seL4_IPCBuffer*</code>	<code>ipcBuffer</code>	pointer to the initial thread's IPC buffer
<code>seL4_SlotRegion</code>	<code>empty</code>	empty slots (null caps)
<code>seL4_SlotRegion</code>	<code>sharedFrames</code>	reserved
<code>seL4_SlotRegion</code>	<code>userImageFrames</code>	frames containing the userland image
<code>seL4_SlotRegion</code>	<code>userImagePaging</code>	userland-image paging structure caps
<code>seL4_SlotRegion</code>	<code>ioSpaceCaps</code>	I/O space capabilities for ARM SMMU
<code>seL4_SlotRegion</code>	<code>extraBIPages</code>	frames backing additional bootinfo information
<code>seL4_UntypedDesc []</code>	<code>untypedList</code>	array of information about each untyped
<code>seL4_Uint8</code>	<code>initThreadCNodeSizeBits</code>	CNode size (2^n slots)
<code>seL4_Word</code>	<code>initThreadDomain</code>	domain of the initial thread (see Section 6.3)
<code>seL4_SlotRegion</code>	<code>untyped</code>	untyped-memory capabilities

Depending on the architecture and platform there might be additional pieces of boot

information. If `extraLen` is greater than zero then 4K after the start of `bootinfo` is a region of `extraLen` bytes containing additional `bootinfo` structures. Each chunk starts with a `seL4_BootInfoHeader`, described in Table 9.3, that describes what the chunk is and how long it is, where the length includes the header. The length can be used to skip over chunks that you do not understand. The only generally defined chunk type is `SEL4_BOOTINFO_HEADER_PADDING` and describes an empty chunk that has no data, any other types are platform or architecture specific. The `extraBIPages` slot region gives the frames capabilities for the pages that make up the additional boot info region.

Table 9.3: `BootInfoHeader` struct.

Field Type	Field Name	Description
<code>seL4_Word</code>	<code>id</code>	Identifier indicating the contents of the chunk
<code>seL4_Uint8</code>	<code>len</code>	Length in bytes of the chunk

The capabilities in `userImageFrames` are ordered such that the first capability references the first frame of the userland image and so on. The capabilities in `userImagePaging` are ordered in descending order of paging structure size. Within a given paging structure size, capabilities are ordered by the virtual address at which the corresponding objects are mapped into the initial thread's address space.

It is up to userland to infer the virtual address of frames referenced by the capabilities in `userImageFrames` and the virtual address and types of paging structures referenced by the capabilities in `userImagePaging`. Userland typically has a way of finding out to which virtual addresses its code and data is mapped (e.g. in GCC, with the standard linker script, the symbols `__executable_start` and `_end` are available). Additionally, the initial thread can assume that its address space is virtually contiguous, and is made up of the smallest frames available on the architecture. It's also assumed that the initial thread knows which paging structures are available on the architecture it's running on. This, along with knowledge of how capabilities in `userImageFrames` and `userImagePaging` are ordered, is sufficient information for userland to infer the virtual address of each frame capability, and the virtual address and type of each paging structure capability.

Untyped memory is given in no particular order. The array entry `untypedList[i]` stores the untyped-memory information of the *i*-th untyped cap of the slot region `untyped`. Therefore, the array length is at least `untyped.end - untyped.start`. The actual length is hardcoded in the kernel and irrelevant to the reader of the array. The untyped memory information is stored in a `seL4_UntypedDesc` struct, described in Table 9.4, and details the address, size and kind of the memory backing the untyped. This allows userland to infer physical memory addresses of retyped frames and use them to initiate DMA transfers when no IOMMU is available. The kernel makes no guarantees about certain sizes of untyped memory being available.

If the platform has an seL4-supported IOMMU, `numIOPTLevels` contains the number of IOMMU-page-table levels. This information is needed by userland when constructing an IOMMU address space (`IOSpace`). If there is no IOMMU support, `numIOPTLevels` is 0.

Table 9.4: seL4_UntypedDesc struct

Field Type	Field Name	Description
seL4_Word	paddr	physical base address of the untyped object
seL4_Uint8	padding1	manual padding so final struct is a multiple of the word size
seL4_Uint8	padding2	manual padding so final struct is a multiple of the word size
seL4_Uint8	sizeBits	size (2^n bytes) of the untyped object
seL4_Uint8	isDevice	is this untyped a device or not (see Section 2.4)

On ARM if the platform has any available SMMU units the capabilities for them will be described by the `ioSpaceCaps` slot region. The mapping of a capability from this region to a specific SMMU is platform specific.

9.3 Boot Command-line Arguments

On IA-32, seL4 accepts boot command-line arguments which are passed to the kernel via a multiboot-compliant bootloader (e.g. GRUB, syslinux). Multiple arguments are separated from each other by whitespace. Two forms of arguments are accepted: (1) key-value arguments of the form “key=value” and (2) single keys of the form “key”. The value field of the key-value form may be a string, a decimal integer, a hexadecimal integer beginning with “0x”, or an integer list where list elements are separated by commas. Keys and values can’t have any whitespace in them and there can be no whitespace before or after an “=” or a comma either. Arguments are listed in Table 9.5 along with their default values (if left unspecified).

Table 9.5: IA-32 boot command-line arguments.

Key	Value	Default
<code>console_port</code>	I/O-port base of the serial port that the kernel prints to (if compiled in debug mode)	0x3f8
<code>debug_port</code>	I/O-port base of the serial port that is used for kernel debugging (if compiled in debug mode)	0x3f8
<code>disable_iommu</code>	none	The IOMMU is enabled by default on VT-d-capable platforms

Chapter 10

seL4 API Reference

10.1 Error Codes

Invoking a capability with invalid parameters will result in an error. seL4 system calls return an error code in the message tag and a short error description in the message registers to aid the programmer in determining the cause of errors.

10.1.1 Invalid Argument

A non-capability argument is invalid.

Field	Meaning
Label	<code>seL4_InvalidArgument</code>
IPCBuffer[0]	Invalid argument number

10.1.2 Invalid Capability

A capability argument is invalid.

Field	Meaning
Label	<code>seL4_InvalidCapability</code>
IPCBuffer[0]	Invalid capability argument number

10.1.3 Illegal Operation

The requested operation is not permitted.

Field	Meaning
Label	<code>seL4_IllegalOperation</code>

10.1.4 Range Error

An argument is out of the allowed range.

Field	Meaning
Label	<code>seL4_RangeError</code>
<code>IPCBuffer[0]</code>	Minimum allowed value
<code>IPCBuffer[1]</code>	Maximum allowed value

10.1.5 Alignment Error

A supplied argument does not meet the alignment requirements.

Field	Meaning
Label	<code>seL4_AlignmentError</code>

10.1.6 Failed Lookup

A capability could not be looked up.

Field	Meaning
Label	<code>seL4_FailedLookup</code>
<code>IPCBuffer[0]</code>	1 if the lookup failed for a source capability, 0 otherwise
<code>IPCBuffer[1]</code>	Type of lookup failure
<code>IPCBuffer[2..]</code>	Lookup failure description as described in Section 3.4

10.1.7 Delete First

A destination slot specified in the syscall arguments is occupied.

Field	Meaning
Label	<code>seL4_DeleteFirst</code>

10.1.8 Revoke First

The object currently has other objects derived from it and the requested invocation cannot be performed until either these objects are deleted or the revoke invocation is performed on the capability.

Field	Meaning
Label	<code>seL4_RevokeFirst</code>

10.1.9 Not Enough Memory

The Untyped Memory object does not have enough unallocated space to complete the `seL4_Untyped_Retype()` request.

Field	Meaning
Label	<code>seL4_NotEnoughMemory</code>
<code>IPCBuffer[0]</code>	Amount of memory available in bytes

10.2 System Calls

10.2.1 General System Calls

10.2.1.1 Send

```
LIBSEL4_INLINE_FUNC void seL4_Send
```

Send to a capability.

Type	Name	Description
<code>seL4_CPtr</code>	<code>dest</code>	The capability to be invoked.
<code>seL4_MessageInfo_t</code>	<code>msgInfo</code>	The messageinfo structure for the IPC.

Return value: This method does not return anything.

Description: See Section 2.2

10.2.1.2 Recv

```
LIBSEL4_INLINE_FUNC seL4_MessageInfo_t seL4_Recv
```

Block until a message is received on an endpoint.

Type	Name	Description
<code>seL4_CPtr</code>	<code>src</code>	The capability to be invoked.
<code>seL4_Word *</code>	<code>sender</code>	The address to write sender information to. The sender information is the badge of the endpoint capability that was invoked by the sender, or the notification word of the notification object that was signalled. This parameter is ignored if <code>NULL</code> .

Return value: A `seL4_MessageInfo_t` structure as described in Section 4.1

Description: See Section 2.2

10.2.1.3 Call

```
LIBSEL4_INLINE_FUNC sel4_MessageInfo_t sel4_Call
```

Call a capability.

Type	Name	Description
sel4_CPtr	dest	The capability to be invoked.
sel4_MessageInfo_t	msgInfo	The messageinfo structure for the IPC.

Return value: A `sel4_MessageInfo_t` structure as described in Section 4.1

Description: See Section 2.2

10.2.1.4 Reply

```
LIBSEL4_INLINE_FUNC void sel4_Reply
```

Perform a send to a one-off reply capability stored when the thread was last called.

Type	Name	Description
sel4_MessageInfo_t	msgInfo	The messageinfo structure for the IPC.

Return value: This method does not return anything.

Description: See Section 2.2

10.2.1.5 Non-Blocking Send

```
LIBSEL4_INLINE_FUNC void sel4_NBSend
```

Perform a non-blocking send to a capability.

Type	Name	Description
sel4_CPtr	dest	The capability to be invoked.
sel4_MessageInfo_t	msgInfo	The messageinfo structure for the IPC.

Return value: This method does not return anything.

Description: See Section 2.2

10.2.1.6 Reply Recv

LIBSEL4_INLINE_FUNC seL4_MessageInfo_t seL4_ReplyRecv

Perform a reply followed by a receive in one system call.

Type	Name	Description
seL4_CPtr	dest	The capability to be invoked.
seL4_MessageInfo_t	msgInfo	The messageinfo structure for the IPC.
seL4_Word *	sender	The address to write sender information to. The sender information is the badge of the endpoint capability that was invoked by the sender, or the notification word of the notification object that was signalled. This parameter is ignored if NULL.

Return value: A seL4_MessageInfo_t structure as described in Section 4.1

Description: See Section 2.2

10.2.1.7 NBRecv

LIBSEL4_INLINE_FUNC seL4_MessageInfo_t seL4_NBRecv

Receive a message from an endpoint but do not block in the case that no messages are pending.

Type	Name	Description
seL4_CPtr	src	The capability to be invoked.
seL4_Word *	sender	The address to write sender information to. The sender information is the badge of the endpoint capability that was invoked by the sender, or the notification word of the notification object that was signalled. This parameter is ignored if NULL.

Return value: A seL4_MessageInfo_t structure as described in Section 4.1

Description: See Section 2.2

10.2.1.8 Yield

LIBSEL4_INLINE_FUNC void seL4_Yield

Donate the remaining timeslice to a thread of the same priority.

Type	Name	Description
void		

Return value: This method does not return anything.

Description: See Section 2.2

10.2.1.9 Signal

LIBSEL4_INLINE_FUNC void seL4_Signal

Signal a notification.

Type	Name	Description
seL4_CPtr	dest	The capability to be invoked.

Return value: This method does not return anything.

Description: This is not a proper system call known by the kernel. Rather, it is a convenience wrapper which calls `seL4_Send()`. It is useful for signalling a notification.

See the description of `seL4_Send()` in Section 2.2.

10.2.1.10 Wait

LIBSEL4_INLINE_FUNC void seL4_Wait

Perform a receive on a notification object.

Type	Name	Description
seL4_CPtr	src	The capability to be invoked.
seL4_Word *	sender	The address to write sender information to. The sender information is the badge of the endpoint capability that was invoked by the sender, or the notification word of the notification object that was signalled. This parameter is ignored if NULL.

Return value: This method does not return anything.

Description: This is not a proper system call known by the kernel. Rather, it is a convenience wrapper which calls `seL4_Recv()`.

See the description of `seL4_Recv()` in Section 2.2.

10.2.1.11 Poll

LIBSEL4_INLINE_FUNC seL4_MessageInfo_t seL4_Poll

Perform a non-blocking recv on a notification object.

Type	Name	Description
seL4_CPtr	src	The capability to be invoked.
seL4_Word *	sender	The address to write sender information to. The sender information is the badge of the endpoint capability that was invoked by the sender, or the notification word of the notification object that was signalled. This parameter is ignored if NULL.

Return value: A `seL4_MessageInfo_t` structure as described in Section 4.1

Description: This is not a proper system call known by the kernel. Rather, it is a convenience wrapper which calls `seL4_NBRecv()`. It is useful for doing a non-blocking wait on a notification.

See the description of `seL4_NBRecv()` in Section 2.2.

10.2.2 Debugging System Calls

This section documents debugging system calls available when the kernel is build with the `DEBUG_BUILD` configuration. For any system calls that rely on a kernel serial driver, `PRINTING` must also be enabled.

10.2.2.1 Put Char

```
LIBSEL4_INLINE_FUNC void seL4_DebugPutChar
```

Output a single char through the kernel.

Type	Name	Description
char	c	The character to output.

Return value: This method does not return anything.

Description: Use the kernel serial driver to output a single character. This is useful for debugging when a user level serial driver is not available.

10.2.2.2 Dump scheduler

```
LIBSEL4_INLINE_FUNC void seL4_DebugDumpScheduler
```

Output the contents of the kernel scheduler.

Type	Name	Description
void		

Return value: This method does not return anything.

Description: Dump the state of the all TCB objects to kernel serial output. This system call will output a table containing:

- Address: the address of the TCB object for that thread,
- Name: the name of the thread (if set),
- IP: the contents of the instruction pointer the thread is at,
- Priority: the priority of that thread,
- State : the state of the thread.

10.2.2.3 Halt

LIBSEL4_INLINE_FUNC void seL4_DebugHalt

Halt the system.

Type	Name	Description
void		

Return value: This method does not return anything.

Description: This debugging system call will cause the kernel immediately cease responding to system calls. The kernel will switch permanently to the idle thread with interrupts disabled. Depending on the platform, the kernel may switch the hardware into a low-power state.

10.2.2.4 Snapshot

LIBSEL4_INLINE_FUNC void seL4_DebugSnapshot

Output a capDL dump of the current kernel state.

Type	Name	Description
void		

Return value: This method does not return anything.

Description: This debugging system call will output all of the capabilities in the current kernel using capDL.

10.2.2.5 Cap Identify

LIBSEL4_INLINE_FUNC seL4_Uint32 seL4_DebugCapIdentify

Identify the type of a capability in the current cspace.

Type	Name	Description
seL4_CPtr	cap	A capability slot in the current cspace.

Return value: The type of capability passed in.

Description: This debugging system call returns the type of capability in a capability slot in the current cspace. The type returned is not a libsel4 type, but refers to an internal seL4 type. This can be looked up in a built kernel by looking for the (generated) enum cap_tag, type cap_tag_t.

10.2.2.6 Name Thread

LIBSEL4_INLINE_FUNC void seL4_DebugNameThread

Name a thread.

Type	Name	Description
seL4_CPtr	tcb	A capability to the tcb object for the thread to name.
const char *	name	The name for the thread.

Return value: This method does not return anything.

Description: Name a thread. This name will then be output by the kernel in all debugging output. Note that the max name length that can be passed to this function is limited by the number of chars that will fit in an IPC message (`seL4_MsgMaxLength` multiplied by the amount of chars that fit in a word). However the name is also truncated in order to fit into a TCB object. For some platforms you may need to increase `seL4_TCBbits` by 1 in a debug build in order to fit a long enough name.

10.2.2.7 Run

LIBSEL4_INLINE_FUNC void seL4_DebugRun

Run a user level function in kernel mode.

Type	Name	Description
void(*) (void *)	userfn	The address in userspace of the function to run.
void *	userarg	A single argument to pass to the function.

Return value: This method does not return anything.

Description: This extremely dangerous function is for running benchmarking and debugging code that needs to be executed in kernel mode from userlevel. It should never be used in a release kernel. This works because the kernel can access all user mappings of device memory, and does not switch page directories on kernel entry.

Unlike the other system calls in this section, `seL4_DebugRun` does not depend on the `DEBUG_BUILD` configuration option, but its own config variable `DANGEROUS_CODE_INJECTION`.

10.2.3 Benchmarking System Calls

This section documents system calls available when the kernel is configured with benchmarking enabled. There are several different benchmarking modes which can be configured when building the kernel:

1. `BENCHMARK_TRACEPOINTS`: Enable using tracepoints in the kernel and timing code.
2. `BENCHMARK_TRACK_KERNEL_ENTRIES`: Keep track of information on kernel entries.
3. `BENCHMARK_TRACK_UTILISATION`: Allow users to get CPU timing info for the system, threads and/or idle thread.

10.2.3.1 Reset Log

`LIBSEL4_INLINE_FUNC seL4_Error seL4_BenchmarkResetLog`

Reset benchmark logging.

Type	Name	Description
	<code>void</code>	

Return value: A `seL4_Error` error if the user-level log buffer has not been set by the user (`BENCHMARK_TRACEPOINTS/BENCHMARK_TRACK_KERNEL_ENTRIES`).

Description: The behaviour of this system call depends on benchmarking mode in action while invoking this system call:

1. `BENCHMARK_TRACEPOINTS`: resets the log index to 0,
2. `BENCHMARK_TRACK_KERNEL_ENTRIES`: as above,
3. `BENCHMARK_TRACK_UTILISATION`: resets benchmark and current thread start time (to the time of invoking this syscall), resets idle thread utilisation to 0, and starts tracking utilisation.

10.2.3.2 Finalize Log

LIBSEL4_INLINE_FUNC seL4_Word seL4_BenchmarkFinalizeLog

Stop benchmark logging.

Type	Name	Description
void		

Return value: The index of the final entry in the log buffer (if BENCHMARK_TRACEPOINTS/BENCHMARK_TRACK_KERNEL_ENTRIES are enabled).

Description: The behaviour of this system call depends on benchmarking mode in action while invoking this system call:

1. BENCHMARK_TRACEPOINTS: Sets the final log buffer index to the current index,
2. BENCHMARK_TRACK_KERNEL_ENTRIES: as above,
3. BENCHMARK_TRACK_UTILISATION: sets benchmark end time to current time, stops tracking utilisation.

10.2.3.3 Set Log Buffer

LIBSEL4_INLINE_FUNC seL4_Error seL4_BenchmarkSetLogBuffer

Set log buffer.

Type	Name	Description
seL4_Word	frame_cptr	A capability pointer to a user allocated frame of seL4_LargePage size.

Return value: A seL4_IllegalOperation error if frame_cptr is not valid and couldn't set the buffer.

Description: Provide a large frame object for the kernel to use as a log-buffer. The object must not be device memory, and must be seL4_LargePageBits in size.

10.2.3.4 Null Syscall

LIBSEL4_INLINE_FUNC void seL4_BenchmarkNullSyscall

Null system call that enters and exits the kernel immediately, for timing kernel traps in microbenchmarks.

Type	Name	Description
void		

Return value: This method does not return anything.

Description: Used to time kernel traps (in and out).

10.2.3.5 Flush Caches

LIBSEL4_INLINE_FUNC void seL4_BenchmarkFlushCaches

Flush hardware caches.

Type	Name	Description
void		

Return value: This method does not return anything.

Description: Flush all possible hardware caches for this platform.

10.2.3.6 Get Thread Utilisation

LIBSEL4_INLINE_FUNC void seL4_BenchmarkGetThreadUtilisation

Get utilisation timing information.

Type	Name	Description
seL4_Word	tcb_cptr	TCB cap pointer to a thread to get CPU utilisation for.

Return value: This method does not return anything.

Description: Get timing information for the system, requested thread and idle thread. Such information is written into the caller's IPC buffer; see the definition of `benchmark_track_util_ipc_index` enum for more details on the data/format returned on the IPC buffer.

10.2.3.7 Reset Thread Utilisation

LIBSEL4_INLINE_FUNC void seL4_BenchmarkResetThreadUtilisation

Reset utilisation timing for a specific thread.

Type	Name	Description
seL4_Word	tcb_cptr	TCB cap pointer to a thread to get CPU utilisation for.

Return value: This method does not return anything.

Description: Reset the kernel's timing information data (start time and utilisation) for a specific thread.

10.2.4 X86 System Calls

10.2.4.1 VMEnter

LIBSEL4_INLINE_FUNC `seL4_Word seL4_VMEnter`

Change current thread to execute from its bound VCPU.

Type	Name	Description
<code>seL4_Word *</code>	<code>sender</code>	The address to write sender information to. If the syscall returns due to receiving a notification on the bound notification then the sender information is the badge of the notification capability that was invoked. This parameter is ignored if <code>NULL</code> .

Return value: `SEL4_VMENTER_RESULT_NOTIF` if a notification was received or `SEL4_VMENTER_RESULT_FAULT` if the guest mode execution faulted for any reason

Description: Changes the execution mode of the current thread from normal TCB execution, to guest execution using its bound VCPU. For details on VCPUs and execution modes see Section 6.4.

Invoking `seL4_VMEnter` is similar to replying to a fault in that updates to the registers can be given in the message, but unlike a fault no message info (see Section 4.1) is sent as the registers are not optional and the number that must be sent is fixed. The mapping of hardware register to message register is

- `SEL4_VMENTER_CALL_EIP_MR` Address to start executing instructions at in the guest mode
- `SEL4_VMENTER_CALL_CONTROL_PPC_MR` New value for the Primary Processor Based VM Execution Controls
- `SEL4_VMENTER_CALL_CONTROL_ENTRY_MR` New value for the VM Entry Controls

On return these same three message registers will be filled with the values at the point that the privileged mode ceased executing. If this function returns with `SEL4_VMENTER_RESULT_FAULT` then the following additional message registers will be filled out

- `SEL4_VMENTER_FAULT_REASON_MR`
- `SEL4_VMENTER_FAULT_QUALIFICATION_MR`
- `SEL4_VMENTER_FAULT_INSTRUCTION_LEN_MR`
- `SEL4_VMENTER_FAULT_GUEST_PHYSICAL_MR`
- `SEL4_VMENTER_FAULT_RFLAGS_MR`
- `SEL4_VMENTER_FAULT_GUEST_INT_MR`

- SEL4_VMENTER_FAULT_CR3_MR
- SEL4_VMENTER_FAULT_EAX
- SEL4_VMENTER_FAULT_EBX
- SEL4_VMENTER_FAULT_ECX
- SEL4_VMENTER_FAULT_EDX
- SEL4_VMENTER_FAULT_ESI
- SEL4_VMENTER_FAULT EDI
- SEL4_VMENTER_FAULT_EBP

10.3 Architecture-Independent Object Methods

10.3.1 seL4_CNode

10.3.1.1 Cancel Badged Sends

```
static inline int seL4_CNode_CancelBadgedSends
```

The cancel badged sends method is intend to allow for the reuse of badges by an authority. When used with a badged endpoint capability it will cancel any outstanding send operations for that endpoint and badge. This operation has no effect on un-badged or other objects.

Type	Name	Description
seL4_CNode	_service	CPTR to the CNode at the root of the CSpace where the capability will be found. Must be at a depth equivalent to the wordsize.
seL4_Word	index	CPTR to the capability. Resolved from the root of the _service parameter.
seL4_Uint8	depth	Number of bits of index to resolve to find the capability being operated on.

Return value: A return value of 0 indicates success. A non-zero value indicates that an error occurred. See Section 10.1 for a description of the message register and tag contents upon error.

Description: See Section 3.1.2.

10.3.1.2 Copy

```
static inline int seL4_CNode_Copy
```

Copy a capability, setting its access rights whilst doing so

Type	Name	Description
seL4_CNode	_service	CPTR to the CNode that forms the root of the destination CSpace. Must be at a depth equivalent to the wordsize.
seL4_Word	dest_index	CPTR to the destination slot. Resolved from the root of the destination CSpace.
seL4_UInt8	dest_depth	Number of bits of dest_index to resolve to find the destination slot.
seL4_CNode	src_root	CPTR to the CNode that forms the root of the source CSpace. Must be at a depth equivalent to the wordsize.
seL4_Word	src_index	CPTR to the source slot. Resolved from the root of the source CSpace.
seL4_UInt8	src_depth	Number of bits of src_index to resolve to find the source slot.
seL4_CapRights_t	rights	The rights inherited by the new capability. Possible values for this type are given in Section 3.1.4 .

Return value: A return value of 0 indicates success. A non-zero value indicates that an error occurred. See Section 10.1 for a description of the message register and tag contents upon error.

Description: See Section 3.1.2.

10.3.1.3 Delete

```
static inline int sel4_CNode_Delete
```

Delete a capability

Type	Name	Description
sel4_CNode	_service	CPTR to the CNode at the root of the CSpace where the capability will be found. Must be at a depth equivalent to the wordsize.
sel4_Word	index	CPTR to the capability. Resolved from the root of the _service parameter.
sel4_Uint8	depth	Number of bits of index to resolve to find the capability being operated on.

Return value: A return value of 0 indicates success. A non-zero value indicates that an error occurred. See Section 10.1 for a description of the message register and tag contents upon error.

Description: See Section 3.1.2.

10.3.1.4 Mint

```
static inline int seL4_CNode_Mint
```

Copy a capability, setting its access rights and badge whilst doing so

Type	Name	Description
seL4_CNode	_service	CPTR to the CNode that forms the root of the destination CSpace. Must be at a depth equivalent to the wordsize.
seL4_Word	dest_index	CPTR to the destination slot. Resolved from the root of the destination CSpace.
seL4_UInt8	dest_depth	Number of bits of dest_index to resolve to find the destination slot.
seL4_CNode	src_root	CPTR to the CNode that forms the root of the source CSpace. Must be at a depth equivalent to the wordsize.
seL4_Word	src_index	CPTR to the source slot. Resolved from the root of the source CSpace.
seL4_UInt8	src_depth	Number of bits of src_index to resolve to find the source slot.
seL4_CapRights_t	rights	The rights inherited by the new capability. Possible values for this type are given in Section 3.1.4 .
seL4_Word	badge	Badge or guard to be applied to the new capability. For badges the high 4 bits are ignored.

Return value: A return value of 0 indicates success. A non-zero value indicates that an error occurred. See Section 10.1 for a description of the message register and tag contents upon error.

Description: See Section 3.1.2.

10.3.1.5 Move

```
static inline int sel4_CNode_Move
```

Move a capability

Type	Name	Description
sel4_CNode	_service	CPTR to the CNode that forms the root of the destination CSpace. Must be at a depth equivalent to the wordsize.
sel4_Word	dest_index	CPTR to the destination slot. Resolved from the root of the destination CSpace.
sel4_Uint8	dest_depth	Number of bits of dest_index to resolve to find the destination slot.
sel4_CNode	src_root	CPTR to the CNode that forms the root of the source CSpace. Must be at a depth equivalent to the wordsize.
sel4_Word	src_index	CPTR to the source slot. Resolved from the root of the source CSpace.
sel4_Uint8	src_depth	Number of bits of src_index to resolve to find the source slot.

Return value: A return value of 0 indicates success. A non-zero value indicates that an error occurred. See Section 10.1 for a description of the message register and tag contents upon error.

Description: See Section 3.1.2.

10.3.1.6 Mutate

```
static inline int seL4_CNode_Mutate
```

Move a capability, setting its badge in the process

Type	Name	Description
seL4_CNode	_service	CPTR to the CNode that forms the root of the destination CSpace. Must be at a depth equivalent to the wordsize.
seL4_Word	dest_index	CPTR to the destination slot. Resolved from the root of the destination CSpace.
seL4_UInt8	dest_depth	Number of bits of dest_index to resolve to find the destination slot.
seL4_CNode	src_root	CPTR to the CNode that forms the root of the source CSpace. Must be at a depth equivalent to the wordsize.
seL4_Word	src_index	CPTR to the source slot. Resolved from the root of the source CSpace.
seL4_UInt8	src_depth	Number of bits of src_index to resolve to find the source slot.
seL4_Word	badge	Badge or guard to be applied to the new capability. For badges the high 4 bits are ignored.

Return value: A return value of 0 indicates success. A non-zero value indicates that an error occurred. See Section 10.1 for a description of the message register and tag contents upon error.

Description: See Section 3.1.2.

10.3.1.7 Revoke

```
static inline int sel4_CNode_Revoke
```

Delete all child capabilities of a capability

Type	Name	Description
sel4_CNode	_service	CPTR to the CNode at the root of the CSpace where the capability will be found. Must be at a depth equivalent to the wordsize.
sel4_Word	index	CPTR to the capability. Resolved from the root of the _service parameter.
sel4_Uint8	depth	Number of bits of index to resolve to find the capability being operated on.

Return value: A return value of 0 indicates success. A non-zero value indicates that an error occurred. See Section 10.1 for a description of the message register and tag contents upon error.

Description: See Section 3.1.2.

10.3.1.8 Rotate

```
static inline int seL4_CNode_Rotate
```

Given 3 capability slots - a destination, pivot and source - move the capability in the pivot slot to the destination slot and the capability in the source slot to the pivot slot

Type	Name	Description
seL4_CNode	_service	CPTR to the CNode at the root of the CSpace where the destination slot will be found. Must be at a depth equivalent to the wordsize.
seL4_Word	dest_index	CPTR to the destination slot. Resolved relative to _service. Must be empty unless it refers to the same slot as the source slot.
seL4_UInt8	dest_depth	Depth to resolve dest_index to.
seL4_Word	dest_badge	The new capdata for the capability that ends up in the destination slot.
seL4_CNode	pivot_root	CPTR to the CNode at the root of the CSpace where the pivot slot will be found. Must be at a depth equivalent to the wordsize.
seL4_Word	pivot_index	CPTR to the pivot slot. Resolved relative to pivot_root. The resolved slot must not refer to the source or destination slots.
seL4_UInt8	pivot_depth	Depth to resolve pivot_index to.
seL4_Word	pivot_badge	The new capdata for the capability that ends up in the pivot slot.
seL4_CNode	src_root	CPTR to the CNode at the root of the CSpace where the source slot will be found. Must be at a depth equivalent to the wordsize.
seL4_Word	src_index	CPTR to the source slot. Resolved relative to src_root.
seL4_UInt8	src_depth	Depth to resolve src_index to.

Return value: A return value of 0 indicates success. A non-zero value indicates that an error occurred. See Section 10.1 for a description of the message register and tag contents upon error.

Description: See Section 3.1.2.

10.3.1.9 Save Caller

```
static inline int sel4_CNode_SaveCaller
```

Save the reply capability from the last time the thread was called in the given CSpace so that it can be invoked later

Type	Name	Description
sel4_CNode	_service	CPTR to the CNode at the root of the CSpace where the capability is to be saved. Must be at a depth equivalent to the wordsize.
sel4_Word	index	CPTR to the slot in which to save the capability. Resolved from the root of the _service parameter.
sel4_Uint8	depth	Number of bits of index to resolve to find the slot being targeted.

Return value: A return value of 0 indicates success. A non-zero value indicates that an error occurred. See Section 10.1 for a description of the message register and tag contents upon error.

Description: See Section 3.1.2.

10.3.2 sel4_DomainSet

10.3.2.1 Set

```
static inline int sel4_DomainSet_Set
```

Change the domain of a thread.

Type	Name	Description
sel4_DomainSet	_service	Capability allowing domain configuration.
sel4_Uint8	domain	The thread's new domain.
sel4_TCB	thread	Capability to the TCB which is being operated on.

Return value: A return value of 0 indicates success. A non-zero value indicates that an error occurred. See Section 10.1 for a description of the message register and tag contents upon error.

Description: See Section 6.3.

10.3.3 seL4_IRQControl

10.3.3.1 Get

```
static inline int seL4_IRQControl_Get
```

Create an IRQ handler capability

Type	Name	Description
seL4_IRQControl	_service	An IRQControl capability. This gives you the authority to make this call.
int	irq	The IRQ that you want this capability to handle.
seL4_CNode	root	CPTR to the CNode that forms the root of the destination CSpace. Must be at a depth equivalent to the wordsize.
seL4_Word	index	CPTR to the destination slot. Resolved from the root of the destination CSpace.
seL4_Uint8	depth	Number of bits of dest_index to resolve to find the destination slot.

Return value: A return value of 0 indicates success. A non-zero value indicates that an error occurred. See Section 10.1 for a description of the message register and tag contents upon error.

Description: See Section 8.1.

10.3.4 seL4_IRQHandler

10.3.4.1 Acknowledge

```
static inline int seL4_IRQHandler_Ack
```

Acknowledge the receipt of an interrupt and re-enable it

Type	Name	Description
seL4_IRQHandler	_service	The IRQ handler capability.

Return value: A return value of 0 indicates success. A non-zero value indicates that an error occurred. See Section 10.1 for a description of the message register and tag contents upon error.

Description: See Section 8.1.

10.3.4.2 Clear

```
static inline int sel4_IRQHandler_Clear
```

Clear the handler capability from the IRQ slot

Type	Name	Description
sel4_IRQHandler	_service	The IRQ handler capability.

Return value: A return value of 0 indicates success. A non-zero value indicates that an error occurred. See Section 10.1 for a description of the message register and tag contents upon error.

Description: See Section 8.1.

10.3.4.3 Set Notification

```
static inline int sel4_IRQHandler_SetNotification
```

Set the notification which the kernel will signal on interrupts controlled by the supplied IRQ handler capability

Type	Name	Description
sel4_IRQHandler	_service	The IRQ handler capability.
sel4_CPtr	notification	The notification which the IRQs will signal.

Return value: A return value of 0 indicates success. A non-zero value indicates that an error occurred. See Section 10.1 for a description of the message register and tag contents upon error.

Description: See Section 8.1.

10.3.5 seL4_TCB

10.3.5.1 Bind Notification

```
static inline int seL4_TCB_BindNotification
```

Binds a notification object to a TCB

Type	Name	Description
seL4_TCB	_service	Capability to the TCB which is being operated on.
seL4_CPtr	notification	Notification to bind.

Return value: A return value of 0 indicates success. A non-zero value indicates that an error occurred. See Section 10.1 for a description of the message register and tag contents upon error.

Description: See Section 5.3

10.3.5.2 Configure Single Stepping

```
static inline seL4_TCB_ConfigureSingleStepping_t seL4_TCB_ConfigureSingleStepping
```

Set or modify single stepping options for the target TCB. Subsequent calls to this function overwrite previous configuration. Depending on your processor architecture, this may or may not require the consumption of a hardware register.

Type	Name	Description
seL4_TCB	<code>_service</code>	Capability to the TCB which is being operated on.
seL4_Uint16	<code>bp_num</code>	The API-ID of a target breakpoint. This ID will be a positive integer, with values ranging from 0 to <code>seL4_NumHWBreakpoints - 1</code> .
seL4_Word	<code>num_instructions</code>	Number of instructions to step over before delivering a fault to the target thread's fault endpoint. Setting this to 0 disables single-stepping.

Return value: A `seL4_TCB_ConfigureSingleStepping_t`: Struct that contains `seL4_Error error`, an seL4 API error value, `seL4_Bool bp_was_consumed`, a boolean which indicates whether or not the `bp_num` breakpoint ID that was passed to the function, was consumed in the setup of the single-stepping functionality: if this is `true`, the caller should not attempt to re-use `bp_num` until it has disabled the single-stepping functionality via a subsequent call to `seL4_TCB_ConfigureSingleStepping` with an `num_instructions` argument of 0.

Description: See Sections 6.2.5 and 6.2.4

10.3.5.3 Configure

```
static inline int seL4_TCB_Configure
```

Set the parameters of a TCB

Type	Name	Description
seL4_TCB	_service	Capability to the TCB which is being operated on.
seL4_Word	fault_ep	CPTR to the endpoint which receives IPCs when this thread faults. This capability is in the CSpace of the thread being configured.
seL4_CNode	cspace_root	The new CSpace root.
seL4_Word	cspace_root_data	Optionally set the guard and guard size of the new root CNode. If set to zero, this parameter has no effect.
seL4_CNode	vspace_root	The new VSpace root.
seL4_Word	vspace_root_data	Has no effect on x86 or ARM processors.
seL4_Word	buffer	Location of the thread's IPC buffer. Must be 512-byte aligned. The IPC buffer may not cross a page boundary.
seL4_CPtr	bufferFrame	Capability to a page containing the thread's IPC buffer.

Return value: A return value of 0 indicates success. A non-zero value indicates that an error occurred. See Section 10.1 for a description of the message register and tag contents upon error.

Description: See Section 6.1

10.3.5.4 Copy Registers

```
static inline int sel4_TCB_CopyRegisters
```

Copy the registers from one thread to another

Type	Name	Description
sel4_TCB	<code>_service</code>	Capability to the TCB which is being operated on. This is the destination TCB.
sel4_TCB	<code>source</code>	Cap to the source TCB.
sel4_Bool	<code>suspend_source</code>	The invocation should also suspend the source thread.
sel4_Bool	<code>resume_target</code>	The invocation should also resume the destination thread.
sel4_Bool	<code>transfer_frame</code>	Frame registers should be transferred.
sel4_Bool	<code>transfer_integer</code>	Integer registers should be transferred.
sel4_Uint8	<code>arch_flags</code>	Architecture dependent flags. These have no meaning on either x86 or ARM.

Return value: A return value of 0 indicates success. A non-zero value indicates that an error occurred. See Section 10.1 for a description of the message register and tag contents upon error.

Description: In the context of this function, frame registers are those that are read, modified or preserved by a system call and integer registers are those that are not. Refer to the sel4 userland library source for specifics. Section 6.1.2

10.3.5.5 Get Breakpoint

```
static inline seL4_TCB_GetBreakpoint_t seL4_TCB_GetBreakpoint
```

Read a breakpoint or watchpoint's current configuration.

Type	Name	Description
seL4_TCB	_service	Capability to the TCB which is being operated on.
seL4_Uint16	bp_num	The API-ID of a target breakpoint. This ID will be a positive integer, with values ranging from 0 to seL4_NumHWBreakpoints - 1.

Return value: A `seL4_TCB_GetBreakpoint_t`: Struct that contains `seL4_Error error`, an seL4 API error value, `seL4_Word vaddr`, the virtual address at which the breakpoint will currently be triggered; `seL4_Word type`, the type of operation which will currently trigger the breakpoint, whether instruction execution, or data access; `seL4_Word size`, integer value for the span-size of the breakpoint. Usually a power of two (1, 2, 4, etc.); `seL4_Word rw`, the access direction that will currently trigger the breakpoint, whether read, write, or both and `seL4_Bool is_enabled`, which indicates whether or not the breakpoint will currently be triggered if the match conditions are met.

Description: See Section 6.2.4

10.3.5.6 Read Registers

```
static inline int sel4_TCB_ReadRegisters
```

Read a thread's registers into the first `count` fields of a given `sel4_UserContext`

Type	Name	Description
<code>sel4_TCB</code>	<code>_service</code>	Capability to the TCB which is being operated on.
<code>sel4_Bool</code>	<code>suspend_source</code>	The invocation should also suspend the source thread.
<code>sel4_Uint8</code>	<code>arch_flags</code>	Architecture dependent flags. These have no meaning on either x86 or ARM.
<code>sel4_Word</code>	<code>count</code>	The number of registers to read.
<code>sel4_UserContext *</code>	<code>regs</code>	The structure to read the registers into.

Return value: A return value of 0 indicates success. A non-zero value indicates that an error occurred. See Section 10.1 for a description of the message register and tag contents upon error.

Description: See Section 6.1.5

10.3.5.7 Resume

```
static inline int sel4_TCB_Resume
```

Resume a thread

Type	Name	Description
<code>sel4_TCB</code>	<code>_service</code>	Capability to the TCB which is being operated on.

Return value: A return value of 0 indicates success. A non-zero value indicates that an error occurred. See Section 10.1 for a description of the message register and tag contents upon error.

Description: See Section 6.1.2

10.3.5.8 Set Breakpoint

```
static inline int seL4_TCB_SetBreakpoint
```

Set or modify a thread's breakpoints or watchpoints. Calls to this function overwrite previous configurations for the target breakpoint. Do not use this with `seL4_SingleStep`: the API will reject the call and return an error. Instead, use `seL4_TCB_ConfigureSingleStepping` to configure single-stepping.

Type	Name	Description
<code>seL4_TCB</code>	<code>_service</code>	Capability to the TCB which is being operated on.
<code>seL4_Uint16</code>	<code>bp_num</code>	The API-ID of a target breakpoint. This ID will be a positive integer, with values ranging from 0 to <code>seL4_NumHWBreakpoints - 1</code> .
<code>seL4_Word</code>	<code>vaddr</code>	A virtual address which forms part of the match conditions for the triggering of the breakpoint.
<code>seL4_Word</code>	<code>type</code>	One of: <code>seL4_InstructionBreakpoint</code> , which specifies that the breakpoint should occur on instruction execution at the specified <code>vaddr</code> or <code>seL4_DataBreakpoint</code> , which states that the breakpoint should occur on data access at the specified <code>vaddr</code> .
<code>seL4_Word</code>	<code>size</code>	A positive integer indicating the trigger-span of the watchpoint. Must be zero when 'type' is <code>seL4_InstructionBreakpoint</code> .
<code>seL4_Word</code>	<code>rw</code>	One of <code>seL4_BreakOnRead</code> , meaning the breakpoint will only be triggered on read-access; <code>seL4_BreakOnWrite</code> meaning the breakpoint will only be triggered on write-access, and <code>seL4_BreakOnReadWrite</code> meaning the breakpoint will be triggered on any access.

Return value: A return value of 0 indicates success. A non-zero value indicates that an error occurred. See Section 10.1 for a description of the message register and tag contents upon error.

Description: See Section 6.2.4

10.3.5.9 Set CPU Affinity

```
static inline int sel4_TCB_SetAffinity
```

Change a thread's current CPU in multicore machine

Type	Name	Description
sel4_TCB	_service	Capability to the TCB which is being operated on.
sel4_Word	affinity	The thread's new CPU to run.

Return value: A return value of 0 indicates success. A non-zero value indicates that an error occurred. See Section 10.1 for a description of the message register and tag contents upon error.

Description: See Section 6.1.1

10.3.5.10 Set IPC Buffer

```
static inline int sel4_TCB_SetIPCBuffer
```

Set a thread's IPC buffer

Type	Name	Description
sel4_TCB	_service	Capability to the TCB which is being operated on.
sel4_Word	buffer	Location of the thread's IPC buffer. Must be 512-byte aligned. The IPC buffer may not cross a page boundary.
sel4_CPtr	bufferFrame	Capability to a page containing the thread's IPC buffer.

Return value: A return value of 0 indicates success. A non-zero value indicates that an error occurred. See Section 10.1 for a description of the message register and tag contents upon error.

Description: See Sections 6.1 and 4.1

10.3.5.11 Set Maximum Controlled Priority

```
static inline int seL4_TCB_SetMCPriority
```

Change a thread's maximum controlled priority

Type	Name	Description
seL4_TCB	_service	Capability to the TCB which is being operated on.
seL4_CPtr	authority	Capability to the TCB to use the MCP from when setting the MCP.
seL4_Word	mcp	The thread's new maximum controlled priority.

Return value: A return value of 0 indicates success. A non-zero value indicates that an error occurred. See Section 10.1 for a description of the message register and tag contents upon error.

Description: See Section 6.1.3

10.3.5.12 Set Priority

```
static inline int seL4_TCB_SetPriority
```

Change a thread's priority

Type	Name	Description
seL4_TCB	_service	Capability to the TCB which is being operated on.
seL4_CPtr	authority	Capability to the TCB to use the MCP from when setting the priority.
seL4_Word	priority	The thread's new priority.

Return value: A return value of 0 indicates success. A non-zero value indicates that an error occurred. See Section 10.1 for a description of the message register and tag contents upon error.

Description: See Section 6.1.3

10.3.5.13 Set Sched Params

```
static inline int sel4_TCB_SetSchedParams
```

Change a thread's priority and maximum controlled priority.

Type	Name	Description
sel4_TCB	_service	Capability to the TCB which is being operated on.
sel4_CPtr	authority	Capability to the TCB to use the MCP from when setting the priority and MCP.
sel4_Word	mcp	The thread's new maximum controlled priority.
sel4_Word	priority	The thread's new priority.

Return value: A return value of 0 indicates success. A non-zero value indicates that an error occurred. See Section 10.1 for a description of the message register and tag contents upon error.

Description: See Section 6.1.3

10.3.5.14 Set Space

```
static inline int sel4_TCB_SetSpace
```

Set the fault endpoint, CSpace and VSpace of a thread

Type	Name	Description
sel4_TCB	_service	Capability to the TCB which is being operated on.
sel4_Word	fault_ep	CPTR to the endpoint which receives IPCs when this thread faults. This capability is in the CSpace of the thread being configured.
sel4_CNode	cspace_root	The new CSpace root.
sel4_Word	cspace_root_data	Optionally set the guard and guard size of the new root CNode. If set to zero, this parameter has no effect.
sel4_CNode	vspace_root	The new VSpace root.
sel4_Word	vspace_root_data	Has no effect on x86 or ARM processors.

Return value: A return value of 0 indicates success. A non-zero value indicates that an error occurred. See Section 10.1 for a description of the message register and tag contents upon error.

Description: See Section 6.1

10.3.5.15 Suspend

```
static inline int seL4_TCB_Suspend
```

Suspend a thread

Type	Name	Description
seL4_TCB	_service	Capability to the TCB which is being operated on.

Return value: A return value of 0 indicates success. A non-zero value indicates that an error occurred. See Section 10.1 for a description of the message register and tag contents upon error.

Description: See Section 6.1.2

10.3.5.16 Unbind Notification

```
static inline int seL4_TCB_UnbindNotification
```

Unbinds any notification object from a TCB

Type	Name	Description
seL4_TCB	_service	Capability to the TCB which is being operated on.

Return value: A return value of 0 indicates success. A non-zero value indicates that an error occurred. See Section 10.1 for a description of the message register and tag contents upon error.

Description: See Section 5.3

10.3.5.17 Unset Breakpoint

```
static inline int sel4_TCB_UnsetBreakpoint
```

Disables a hardware breakpoint or watchpoint. The caller should assume that the underlying configuration of the hardware registers has also been cleared. Do not use this to clear single-stepping; the API will reject the call and return an error. Instead, use `sel4_TCB_ConfigureSingleStepping` to disable single-stepping.

Type	Name	Description
<code>sel4_TCB</code>	<code>_service</code>	Capability to the TCB which is being operated on.
<code>sel4_Uint16</code>	<code>bp_num</code>	The API-ID of a target breakpoint. This ID will be a positive integer, with values ranging from 0 to <code>sel4_NumHWBreakpoints - 1</code> .

Return value: A return value of 0 indicates success. A non-zero value indicates that an error occurred. See Section 10.1 for a description of the message register and tag contents upon error.

Description: See Section 6.2.4

10.3.5.18 Write Registers

```
static inline int sel4_TCB_WriteRegisters
```

Set a thread's registers to the first count fields of a given `sel4_UserContext`

Type	Name	Description
<code>sel4_TCB</code>	<code>_service</code>	Capability to the TCB which is being operated on.
<code>sel4_Bool</code>	<code>resume_target</code>	The invocation should also resume the destination thread.
<code>sel4_Uint8</code>	<code>arch_flags</code>	Architecture dependent flags. These have no meaning on either x86 or ARM.
<code>sel4_Word</code>	<code>count</code>	The number of registers to be set.
<code>sel4_UserContext *</code>	<code>regs</code>	Data structure containing the new register values.

Return value: A return value of 0 indicates success. A non-zero value indicates that an error occurred. See Section 10.1 for a description of the message register and tag contents upon error.

Description: See Section 6.1.5

10.3.6 seL4_Untyped

10.3.6.1 Retype

```
static inline int seL4_Untyped_Retype
```

Retype an untyped object

Type	Name	Description
seL4_Untyped	<code>_service</code>	CPTR to an untyped object.
seL4_Word	<code>type</code>	The seL4 object type that we are retyping to.
seL4_Word	<code>size_bits</code>	Used to determine the size of variable-sized objects.
seL4_CNode	<code>root</code>	CPTR to the CNode at the root of the destination CSpace.
seL4_Word	<code>node_index</code>	CPTR to the destination CNode. Resolved relative to the root parameter.
seL4_Word	<code>node_depth</code>	Number of bits of <code>node_index</code> to translate when addressing the destination CNode.
seL4_Word	<code>node_offset</code>	Number of slots into the node at which capabilities start being placed.
seL4_Word	<code>num_objects</code>	Number of capabilities to create.

Return value: A return value of 0 indicates success. A non-zero value indicates that an error occurred. See Section 10.1 for a description of the message register and tag contents upon error.

Description: Given a capability, `_service`, to an untyped object, creates `num_objects` of the requested type. Creates `num_objects` capabilities to the new objects starting at `node_offset` in the CNode specified by `root`, `node_index`, and `node_depth`.

For variable-sized kernel objects, the `size_bits` argument is used to determine the size of objects to create. The relationship between `size_bits` and object size depends on the type of object being created. See Section 2.4.2 for more information about object sizes. See Section 2.4 for more information about how untyped memory is retyped. See Section 3.1.3 for more information about the placement of capabilities to created objects.

10.4 x86-Specific Object Methods

10.4.1 seL4_IRQControl

10.4.1.1 Get I/O APIC

```
static inline int seL4_IRQControl_GetIOAPIC
```

Create an IRQ handler capability for an interrupt from an IOAPIC.

Type	Name	Description
seL4_IRQControl	_service	An IRQControl capability. This gives you the authority to make this call.
seL4_CNode	root	CPTR to the CNode that forms the root of the destination CSpace. Must be at a depth equivalent to the wordsize.
seL4_Word	index	CPTR to the destination slot. Resolved from the root of the destination CSpace.
seL4_Uint8	depth	Number of bits of index to resolve to find the destination slot.
seL4_Word	ioapic	Zero based index of IOAPIC to get interrupt from, ordered the same as in ACPI tables
seL4_Word	pin	IOAPIC pin that generates the interrupt.
seL4_Word	level	Indicates whether the IOAPIC should be programmed to treat this interrupt as level triggered.
seL4_Word	polarity	Indicates whether the IOAPIC should be programmed to treat this interrupt as high or low triggered
seL4_Word	vector	CPU vector to deliver the interrupt to.

Return value: A return value of 0 indicates success. A non-zero value indicates that an error occurred. See Section 10.1 for a description of the message register and tag contents upon error.

Description: See Section 8.1 and Section 8.2.1.

10.4.1.2 Get MSI

```
static inline int seL4_IRQControl_GetMSI
```

Create an IRQ handler capability for an interrupt from an MSI.

Type	Name	Description
seL4_IRQControl	_service	An IRQControl capability. This gives you the authority to make this call.
seL4_CNode	root	CPTR to the CNode that forms the root of the destination CSpace. Must be at a depth equivalent to the wordsize.
seL4_Word	index	CPTR to the destination slot. Resolved from the root of the destination CSpace.
seL4_Uint8	depth	Number of bits of index to resolve to find the destination slot.
seL4_Word	pci_bus	PCI bus ID of the device that will generate the interrupt.
seL4_Word	pci_dev	PCI device ID of the device that will generate the interrupt.
seL4_Word	pci_func	PCI function ID of the device that will generate the interrupt.
seL4_Word	handle	Value of the handle programmed into the data portion of the MSI.
seL4_Word	vector	CPU vector to deliver the interrupt to.

Return value: A return value of 0 indicates success. A non-zero value indicates that an error occurred. See Section 10.1 for a description of the message register and tag contents upon error.

Description: See Section 8.1 and Section 8.2.1.

10.4.2 seL4_TCB

10.4.2.1 Set EPT Root

```
static inline int seL4_TCB_SetEPTRoot
```

Set the EPT root of a thread

Type	Name	Description
seL4_TCB	_service	TODO
seL4_CPtr	eptpml4	CPTR to an EPT PML4 object to act as the guest mode vspace root

Return value: A return value of 0 indicates success. A non-zero value indicates that an error occurred. See Section 10.1 for a description of the message register and tag contents upon error.

Description: See Section 6.4.

10.4.3 seL4_X86_ASIDControl

10.4.3.1 Make Pool

```
static inline int seL4_X86_ASIDControl_MakePool
```

Create an X86 ASID pool.

Type	Name	Description
seL4_X86_ASIDControl	<code>_service</code>	The master ASIDControl capability.
seL4_Untyped	<code>untyped</code>	Capability to an untyped memory object that will become the pool. Must be 4K bytes.
seL4_CNode	<code>root</code>	CPTR to the CNode that forms the root of the destination CSpace. Must be at a depth equivalent to the wordsize.
seL4_Word	<code>index</code>	CPTR to the destination slot. Resolved from the root of the destination CSpace.
seL4_Uint8	<code>depth</code>	Number of bits of index to resolve to find the destination slot.

Return value: A return value of 0 indicates success. A non-zero value indicates that an error occurred. See Section 10.1 for a description of the message register and tag contents upon error.

Description: Together with a capability to `Untyped Memory`, which is passed as an argument, create an `ASID Pool`. The untyped capability must represent a 4K memory object. This will create an ASID pool with enough space for 1024 VSpaces.

10.4.4 seL4_X86_ASIDPool

10.4.4.1 Assign

```
static inline int seL4_X86_ASIDPool_Assign
```

Assign an ASID pool.

Type	Name	Description
seL4_X86_ASIDPool	_service	The ASID pool which is being assigned to. Must not be full. Each ASID pool can contain 1024 entries.
seL4_CPtr	vspace	The page directory that is being assigned to an ASID pool. Must not already be assigned to an ASID pool.

Return value: A return value of 0 indicates success. A non-zero value indicates that an error occurred. See Section 10.1 for a description of the message register and tag contents upon error.

Description: Assigns an ASID to the VSpace associated with the Page Directory passed in as an argument.

10.4.5 seL4_X86_EPTPD

10.4.5.1 Map

```
static inline int seL4_X86_EPTPD_Map
```

Map an EPT page directory.

Type	Name	Description
seL4_X86_EPTPD	_service	Capability to the EPT PD being operated on.
seL4_X86_EPTPML4	pml4	Capability to the EPT root which will contain the mapping
seL4_Word	gpa	Guest physical address to map the page into.
seL4_X86_VMAttributes	attr	VM attributes for the mapping. Possible values for this type are given in Chapter 7

Return value: A return value of 0 indicates success. A non-zero value indicates that an error occurred. See Section 10.1 for a description of the message register and tag contents upon error.

Description: See Chapter 7

10.4.5.2 Unmap

```
static inline int seL4_X86_EPTPD_Unmap
```

Unmap an EPT page directory.

Type	Name	Description
seL4_X86_EPTPD	_service	Capability to the EPT PD being operated on.

Return value: A return value of 0 indicates success. A non-zero value indicates that an error occurred. See Section 10.1 for a description of the message register and tag contents upon error.

Description: See Chapter 7

10.4.6 seL4_X86_EPTPDPT

10.4.6.1 Map

```
static inline int seL4_X86_EPTPDPT_Map
```

Map an EPT page directory page table.

Type	Name	Description
seL4_X86_EPTPDPT	_service	Capability to the EPT PDPT being operated on.
seL4_X86_EPTPML4	pml4	Capability to the EPT root which will contain the mapping
seL4_Word	gpa	Guest physical address to map the page into.
seL4_X86_VMAttributes	attr	VM attributes for the mapping. Possible values for this type are given in Chapter 7

Return value: A return value of 0 indicates success. A non-zero value indicates that an error occurred. See Section 10.1 for a description of the message register and tag contents upon error.

Description: See Chapter 7

10.4.6.2 Unmap

```
static inline int seL4_X86_EPTPDPT_Unmap
```

Unmap an EPT page directory page table.

Type	Name	Description
seL4_X86_EPTPDPT	_service	Capability to the EPT PDPT being operated on.

Return value: A return value of 0 indicates success. A non-zero value indicates that an error occurred. See Section 10.1 for a description of the message register and tag contents upon error.

Description: See Chapter 7

10.4.7 seL4_X86_EPTPT

10.4.7.1 Map

```
static inline int seL4_X86_EPTPT_Map
```

Map an EPT page table.

Type	Name	Description
seL4_X86_EPTPT	_service	Capability to the EPT PT being operated on.
seL4_X86_EPTPML4	pml4	Capability to the EPT root which will contain the mapping
seL4_Word	gpa	Guest physical address to map the page into.
seL4_X86_VMAttributes	attr	VM attributes for the mapping. Possible values for this type are given in Chapter 7

Return value: A return value of 0 indicates success. A non-zero value indicates that an error occurred. See Section 10.1 for a description of the message register and tag contents upon error.

Description: See Chapter 7

10.4.7.2 Unmap

```
static inline int seL4_X86_EPTPT_Unmap
```

Unmap an EPT page table.

Type	Name	Description
seL4_X86_EPTPT	_service	Capability to the EPT PT being operated on.

Return value: A return value of 0 indicates success. A non-zero value indicates that an error occurred. See Section 10.1 for a description of the message register and tag contents upon error.

Description: See Chapter 7

10.4.8 seL4_X86_IOPageTable

10.4.8.1 Map

```
static inline int seL4_X86_IOPageTable_Map
```

Map an IO page table into an IOSpace.

Type	Name	Description
seL4_X86_IOPageTable	_service	Capability to the I/O page table being operated on.
seL4_X86_IOSpace	iospace	The IOSpace to map the page table into.
seL4_Word	ioaddr	The address to map the page table at.

Return value: A return value of 0 indicates success. A non-zero value indicates that an error occurred. See Section 10.1 for a description of the message register and tag contents upon error.

Description: See Section 8.2.3

10.4.8.2 Unmap

```
static inline int seL4_X86_IOPageTable_Unmap
```

Unmap an IO page table from an IOSpace.

Type	Name	Description
seL4_X86_IOPageTable	_service	Capability to the I/O page table being operated on. The page table to unmap.

Return value: A return value of 0 indicates success. A non-zero value indicates that an error occurred. See Section 10.1 for a description of the message register and tag contents upon error.

Description: See Section 8.2.3

10.4.9 seL4_X86_IOPort

10.4.9.1 In16

```
static inline seL4_X86_IOPort_In16_t seL4_X86_IOPort_In16
```

Read 16 bits from an IO port.

Type	Name	Description
seL4_X86_IOPort	_service	An I/O Port capability.
seL4_Uint16	port	The port to read from.

Return value: A `seL4_X86_IOPort_In16_t` structure as described in Section 8.2.2.

Description: See Section 8.2.2

10.4.9.2 In32

```
static inline seL4_X86_IOPort_In32_t seL4_X86_IOPort_In32
```

Read 32 bits from an IO port.

Type	Name	Description
seL4_X86_IOPort	_service	An I/O Port capability.
seL4_Uint16	port	The port to read from.

Return value: A `seL4_X86_IOPort_In32_t` structure as described in Section 8.2.2.

Description: See Section 8.2.2

10.4.9.3 In8

```
static inline seL4_X86_IOPort_In8_t seL4_X86_IOPort_In8
```

Read 8 bits from an IO port.

Type	Name	Description
seL4_X86_IOPort	_service	An I/O Port capability.
seL4_Uint16	port	The port to read from.

Return value: A `seL4_X86_IOPort_In8_t` structure as described in Section 8.2.2.

Description: See Section 8.2.2

10.4.9.4 Out16

```
static inline int sel4_X86_IOPort_Out16
```

Write 16 bits to an IO port.

Type	Name	Description
sel4_X86_IOPort	_service	An I/O Port capability.
sel4_Word	port	The port to write to.
sel4_Word	data	Data to write to the IO port.

Return value: A return value of 0 indicates success. A non-zero value indicates that an error occurred. See Section 10.1 for a description of the message register and tag contents upon error.

Description: See Section 8.2.2

10.4.9.5 Out32

```
static inline int sel4_X86_IOPort_Out32
```

Write 32 bits to an IO port.

Type	Name	Description
sel4_X86_IOPort	_service	An I/O Port capability.
sel4_Word	port	The port to write to.
sel4_Word	data	Data to write to the IO port.

Return value: A return value of 0 indicates success. A non-zero value indicates that an error occurred. See Section 10.1 for a description of the message register and tag contents upon error.

Description: See Section 8.2.2

10.4.9.6 Out8

```
static inline int seL4_X86_IOPort_Out8
```

Write 8 bits to an IO port.

Type	Name	Description
seL4_X86_IOPort	_service	An I/O Port capability.
seL4_Word	port	The port to write to.
seL4_Word	data	Data to write to the IO port.

Return value: A return value of 0 indicates success. A non-zero value indicates that an error occurred. See Section 10.1 for a description of the message register and tag contents upon error.

Description: See Section 8.2.2

10.4.10 seL4_X86_IOPortControl

10.4.10.1 Issue

```
static inline int seL4_X86_IOPortControl_Issue
```

Issue an IO port sub range.

Type	Name	Description
seL4_X86_IOPortControl	_service	Control capability for I/O ports.
seL4_Word	first_port	First port of the range of the issued capability.
seL4_Word	last_port	Last port of the range of the issued capability.
seL4_CNode	root	CPTR to the CNode that forms the root of the destination CSpace.
seL4_Word	index	CPTR to the destination slot. Resolved from the root of the destination CSpace.
seL4_Uint8	depth	Number of bits of dest_index to resolve to find the destination slot.

Return value: A return value of 0 indicates success. A non-zero value indicates that an error occurred. See Section 10.1 for a description of the message register and tag contents upon error.

Description: See Section 8.2.2

10.4.11 seL4_X86_Page

10.4.11.1 Get Address

```
static inline seL4_X86_Page_GetAddress_t seL4_X86_Page_GetAddress
```

Get the physical address of the underlying frame.

Type	Name	Description
seL4_X86_Page	_service	Capability to the page being operated on.

Return value: A `seL4_IA32_Page_GetAddress_t` struct that contains a `seL4_Word paddr`, which holds the physical address of the page, and `int error`. See Section 10.1 for a description of the message register and tag contents upon error.

Description: See Chapter 7

10.4.11.2 Map EPT

```
static inline int seL4_X86_Page_MapEPT
```

TODO

Type	Name	Description
seL4_X86_Page	_service	Capability to the page being operated on.
seL4_X86_EPTPML4	vspace	TODO
seL4_Word	vaddr	TODO
seL4_CapRights_t	rights	TODO
seL4_X86_VMAttributes	attr	TODO

Return value: A return value of 0 indicates success. A non-zero value indicates that an error occurred. See Section 10.1 for a description of the message register and tag contents upon error.

Description: TODO

10.4.11.3 Map I/O

```
static inline int seL4_X86_Page_MapIO
```

Map a page into an IOSpace.

Type	Name	Description
seL4_X86_Page	_service	Capability to the page being operated on.
seL4_X86_IOSpace	iospace	The IOSpace that the frame is being mapped into
seL4_CapRights_t	rights	Rights for the mapping. Possible values for this type are given in Section 3.1.4
seL4_Word	ioaddr	The address that the frame is being mapped at.

Return value: A return value of 0 indicates success. A non-zero value indicates that an error occurred. See Section 10.1 for a description of the message register and tag contents upon error.

Description: See Chapter 7

10.4.11.4 Map

```
static inline int seL4_X86_Page_Map
```

Map a page into an address space.

Type	Name	Description
seL4_X86_Page	_service	Capability to the page being operated on.
seL4_CPtr	vspace	Capability to the VSpace which will contain the mapping
seL4_Word	vaddr	Virtual address to map the page into.
seL4_CapRights_t	rights	Rights for the mapping. Possible values for this type are given in Section 3.1.4
seL4_X86_VMAttributes	attr	VM attributes for the mapping. Possible values for this type are given in Chapter 7

Return value: A return value of 0 indicates success. A non-zero value indicates that an error occurred. See Section 10.1 for a description of the message register and tag contents upon error.

Description: Takes a **Page Directory** capability, which refers to the VSpace, as an argument and installs a reference to the given **Page** in the lowest-level unmapped paging structure corresponding to the given address. If the required paging structures are not present this operation will fail, returning a `seL4_FailedLookup` error.

10.4.11.5 Remap

```
static inline int seL4_X86_Page_Remap
```

Remap a page.

Type	Name	Description
seL4_X86_Page	_service	Capability to the page being operated on.
seL4_CPtr	vspace	Capability to the VSpace which will contain the mapping
seL4_CapRights_t	rights	Rights for the mapping. Possible values for this type are given in Section 3.1.4
seL4_X86_VMAttributes	attr	VM attributes for the mapping. Possible values for this type are given in Chapter 7

Return value: A return value of 0 indicates success. A non-zero value indicates that an error occurred. See Section 10.1 for a description of the message register and tag contents upon error.

Description: Changes the permissions of an existing mapping.

10.4.11.6 Unmap

```
static inline int seL4_X86_Page_Unmap
```

Unmap a page.

Type	Name	Description
seL4_X86_Page	_service	Capability to the page being operated on.

Return value: A return value of 0 indicates success. A non-zero value indicates that an error occurred. See Section 10.1 for a description of the message register and tag contents upon error.

Description: Removes an existing mapping.

10.4.12 seL4_X86_PageDirectory

10.4.12.1 Get Status Bits

```
static inline seL4_X86_PageDirectory_GetStatusBits_t seL4_X86_PageDirectory_
GetStatusBits
```

Retrieve the accessed and dirty bits of a page mapped into an address space.

Type	Name	Description
seL4_X86_PageDirectory	_service	Capability to the page directory being operated on. Capability to the address space to query.
seL4_Word	vaddr	Virtual address of the page to query

Return value: A `seL4_X86_PageDirectory_GetStatusBits_t` structure.

Description: See Chapter 7

10.4.12.2 Map

```
static inline int seL4_X86_PageDirectory_Map
```

Map a page directory.

Type	Name	Description
seL4_X86_PageDirectory	_service	Capability to the page directory being operated on.
seL4_CPtr	vspace	Capability to the VSpace which will contain the mapping
seL4_Word	vaddr	Virtual address to map the page into.
seL4_X86_VMAttributes	attr	VM attributes for the mapping. Possible values for this type are given in Chapter 7

Return value: A return value of 0 indicates success. A non-zero value indicates that an error occurred. See Section 10.1 for a description of the message register and tag contents upon error.

Description: See Chapter 7

10.4.12.3 Unmap

```
static inline int seL4_X86_PageDirectory_Unmap
```

Unmap a page directory.

Type	Name	Description
seL4_X86_PageDirectory	_service	Capability to the page directory being operated on.

Return value: A return value of 0 indicates success. A non-zero value indicates that an error occurred. See Section 10.1 for a description of the message register and tag contents upon error.

Description: See Chapter 7

10.4.13 seL4_X86_PageTable

10.4.13.1 Map

```
static inline int seL4_X86_PageTable_Map
```

Map a page table into an address space.

Type	Name	Description
seL4_X86_PageTable	_service	Capability to the page table being operated on.
seL4_CPtr	vspace	Capability to the VSpace which will contain the mapping
seL4_Word	vaddr	Virtual address to map the page into.
seL4_X86_VMAttributes	attr	VM attributes for the mapping. Possible values for this type are given in Chapter 7

Return value: A return value of 0 indicates success. A non-zero value indicates that an error occurred. See Section 10.1 for a description of the message register and tag contents upon error.

Description: Takes a `PageDirectory` capability as an argument, and installs a reference to the invoked `PageTable` in a specified slot in the `PageDirectory`.

10.4.13.2 Unmap

```
static inline int seL4_X86_PageTable_Unmap
```

Unmap a page table from its address space and zero it out.

Type	Name	Description
seL4_X86_PageTable	_service	Capability to the page table being operated on.

Return value: A return value of 0 indicates success. A non-zero value indicates that an error occurred. See Section 10.1 for a description of the message register and tag contents upon error.

Description: Removes the reference to the invoked `PageTable` from its containing `PageDirectory`. See Chapter 7

10.4.14 seL4_X86_VCPU

10.4.14.1 Disable IO Port

```
static inline int seL4_X86_VCPU_DisableIOPort
```

Disable I/O port range in privileged execution

Type	Name	Description
seL4_X86_VCPU	_service	VCPU object to operate on
seL4_Word	low	Start of the I/O port range to disable
seL4_Word	high	Last I/O port in the range to disable

Return value: A return value of 0 indicates success. A non-zero value indicates that an error occurred. See Section 10.1 for a description of the message register and tag contents upon error.

Description: Disable a range of I/O ports for direct access by the execution mode in the VCPU.

10.4.14.2 Enable IO Port

```
static inline int seL4_X86_VCPU_EnableIOPort
```

Enable I/O port range in guest execution

Type	Name	Description
seL4_X86_VCPU	_service	VCPU object to operate on
seL4_CPtr	ioPort	I/O port capability whose authority is being delegating
seL4_Word	low	Start of the I/O port range to enable
seL4_Word	high	Last I/O port in the range to enable

Return value: A return value of 0 indicates success. A non-zero value indicates that an error occurred. See Section 10.1 for a description of the message register and tag contents upon error.

Description: Enables a range of I/O ports for direct access by the execution mode in the VCPU. The requested port range must be a sub range of the provided I/O port capability.

This also establishes a link between the provided I/O port capability and the VCPU, see Section 6.4 for details.

10.4.14.3 Read VMCS

```
static inline seL4_X86_VCPU_ReadVMCS_t seL4_X86_VCPU_ReadVMCS
```

Read VMCS field from the hardware

Type	Name	Description
seL4_X86_VCPU	_service	VCPU object to operate on
seL4_Word	field	Field to give to vmread instruction

Return value: A `seL4_X86_VCPU_ReadVMCS_t` struct that contains a `seL4_Word` value, which holds the return result of the `vmread` instruction, and `int error`. See Section 10.1 for a description of the message register and tag contents upon error.

Description: Thin wrapper around the `vmread` instruction that is performed on the VMCS region that is part of the VCPU object. After validating that a legal field is requested the value of 'vmread' is returned directly in the result.

10.4.14.4 Set TCB

```
static inline int sel4_X86_VCPU_SetTCB
```

Bind TCB to VCPU

Type	Name	Description
sel4_X86_VCPU	_service	VCPU object to operate on
sel4_CNode	tcb	CPTR of the TCB to bind to

Return value: A return value of 0 indicates success. A non-zero value indicates that an error occurred. See Section 10.1 for a description of the message register and tag contents upon error.

Description: Configures the one-to-one binding of a VCPU and TCB, overwriting any previous binding in both. See Section 6.4.

10.4.14.5 Write Registers

```
static inline int sel4_X86_VCPU_WriteRegisters
```

Set guest mode registers to the fields of a given `sel4_VCPUContext`

Type	Name	Description
sel4_X86_VCPU	_service	VCPU object to operate on
sel4_VCPUContext *	regs	Data structure containing the new register values.

Return value: A return value of 0 indicates success. A non-zero value indicates that an error occurred. See Section 10.1 for a description of the message register and tag contents upon error.

Description: Sets the guest mode registers, which is any registers not already part of the VMCS.

10.4.14.6 Write VMCS

```
static inline seL4_X86_VCPU_WriteVMCS_t seL4_X86_VCPU_WriteVMCS
```

Write VMCS field to the hardware

Type	Name	Description
seL4_X86_VCPU	_service	VCPU object to operate on
seL4_Word	field	Field to give to <code>vmwrite</code> instruction
seL4_Word	value	Value to write using <code>vmwrite</code> instruction

Return value: A `seL4_X86_VCPU_WriteVMCS_t` struct that contains a `seL4_Word` `written`, which holds the final value written with the `vmwrite` instruction, and `int` `error`. See Section 10.1 for a description of the message register and tag contents upon error.

Description: Thin wrapper around the ‘`vmwrite`’ instruction that is performed on the VMCS region that is part of the VCPU object. As well as validating that a legal field is requested, the value may be modified to ensure any bits that are fixed in the hardware are correct, and that any features required for kernel correctness are not disabled (see Section 6.4).

The final value written to the hardware is returned and can be compared to the input parameter to determine what bits the kernel changed.

10.5 IA32-Specific Object Methods

No methods.

10.6 x86_64-Specific Object Methods

10.6.1 seL4_X86_PDPT

10.6.1.1 Map

```
static inline int seL4_X86_PDPT_Map
```

TODO

Type	Name	Description
seL4_X86_PDPT	_service	TODO
seL4_X64_PML4	pml4	TODO
seL4_Word	vaddr	TODO
seL4_X86_VMAAttributes	attr	TODO

Return value: A return value of 0 indicates success. A non-zero value indicates that an error occurred. See Section 10.1 for a description of the message register and tag contents upon error.

Description: TODO

10.6.1.2 Unmap

```
static inline int seL4_X86_PDPT_Unmap
```

TODO

Type	Name	Description
seL4_X86_PDPT	_service	TODO

Return value: A return value of 0 indicates success. A non-zero value indicates that an error occurred. See Section 10.1 for a description of the message register and tag contents upon error.

Description: TODO

10.7 ARM-Specific Object Methods

10.7.1 seL4_ARM_ASIDControl

10.7.1.1 Make Pool

```
static inline int seL4_ARM_ASIDControl_MakePool
```

Create an ASID Pool.

Type	Name	Description
seL4_ARM_ASIDControl	_service	The master ASIDControl capability being operated on.
seL4_Untyped	untyped	Capability to an untyped memory object that will become the pool. Must be 4K bytes.
seL4_CNode	root	CPTR to the CNode that forms the root of the destination CSpace. Must be at a depth equivalent to the wordsize.
seL4_Word	index	CPTR to the destination slot. Resolved from the root of the destination CSpace.
seL4_Uint8	depth	Number of bits of index to resolve to find the destination slot.

Return value: A return value of 0 indicates success. A non-zero value indicates that an error occurred. See Section 10.1 for a description of the message register and tag contents upon error.

Description: Together with a capability to **Untyped Memory**, which is passed as an argument, create an **ASID Pool**. The untyped capability must represent a 4K memory object. This will create an ASID pool with enough space for 1024 VSpaces.

10.7.2 seL4_ARM_ASIDPool

10.7.2.1 Asid Pool Assign

```
static inline int seL4_ARM_ASIDPool_Assign
```

Assign an ASID Pool.

Type	Name	Description
seL4_ARM_ASIDPool	_service	The ASID pool which is being assigned to. Must not be full. Each ASID pool can contain 1024 entries.
seL4_CPtr	vspace	The VSpace that is being assigned to an ASID pool. Must not already be assigned to an ASID pool.

Return value: A return value of 0 indicates success. A non-zero value indicates that an error occurred. See Section 10.1 for a description of the message register and tag contents upon error.

Description: Assigns an ASID to the VSpace passed in as an argument.

10.7.3 seL4_ARM_IOPageTable

10.7.3.1 Map

```
static inline int seL4_ARM_IOPageTable_Map
```

TODO

Type	Name	Description
seL4_ARM_IOPageTable	_service	TODO
seL4_ARM_IOSpace	iospace	TODO
seL4_Word	ioaddr	TODO

Return value: A return value of 0 indicates success. A non-zero value indicates that an error occurred. See Section 10.1 for a description of the message register and tag contents upon error.

Description: TODO

10.7.3.2 Unmap

```
static inline int seL4_ARM_IOPageTable_Unmap
```

TODO

Type	Name	Description
seL4_ARM_IOPageTable	_service	TODO

Return value: A return value of 0 indicates success. A non-zero value indicates that an error occurred. See Section 10.1 for a description of the message register and tag contents upon error.

Description: TODO

10.7.4 seL4_ARM_Page

10.7.4.1 Clean Data

```
static inline int seL4_ARM_Page_Clean_Data
```

Cleans the data cache out to RAM. The start and end are relative to the page being serviced.

Type	Name	Description
seL4_ARM_Page	_service	Capability to the page being operated on.
seL4_Word	start_offset	The offset, relative to the start of the page inclusive.
seL4_Word	end_offset	The offset, relative to the start of the page exclusive.

Return value: A return value of 0 indicates success. A non-zero value indicates that an error occurred. See Section 10.1 for a description of the message register and tag contents upon error.

Description: See Chapter 7.

10.7.4.2 Clean and Invalidate Data

```
static inline int seL4_ARM_Page_CleanInvalidate_Data
```

Clean and invalidates the cache range within the given page. The range will be flushed out to RAM. The start and end are relative to the page being serviced.

Type	Name	Description
seL4_ARM_Page	_service	Capability to the page being operated on.
seL4_Word	start_offset	The offset, relative to the start of the page inclusive.
seL4_Word	end_offset	The offset, relative to the start of the page exclusive.

Return value: A return value of 0 indicates success. A non-zero value indicates that an error occurred. See Section 10.1 for a description of the message register and tag contents upon error.

Description: See Chapter 7.

10.7.4.3 Get Address

```
static inline seL4_ARM_Page_GetAddress_t seL4_ARM_Page_GetAddress
```

Get the physical address of the underlying frame.

Type	Name	Description
seL4_ARM_Page	_service	Capability to the page being operated on.

Return value: A `seL4_ARM_Page_GetAddress_t` struct that contains a `seL4_Word` `paddr`, which holds the physical address of the page, and `int` `error`. See Section 10.1 for a description of the message register and tag contents upon error.

Description: See Chapter 7.

10.7.4.4 Invalidate Data

```
static inline int sel4_ARM_Page_Invalidate_Data
```

Invalidates the cache range within the given page. The start and end are relative to the page being serviced and should be aligned to a cache line boundary where possible. An additional clean is performed on the outer cache lines if the start and end are not aligned, to clean out the bytes between the requested and the cache line boundary.

Type	Name	Description
sel4_ARM_Page	_service	Capability to the page being operated on.
sel4_Word	start_offset	The offset, relative to the start of the page inclusive.
sel4_Word	end_offset	The offset, relative to the start of the page exclusive.

Return value: A return value of 0 indicates success. A non-zero value indicates that an error occurred. See Section 10.1 for a description of the message register and tag contents upon error.

Description: See Chapter 7.

10.7.4.5 Map I/O

```
static inline int sel4_ARM_Page_MapIO
```

Type	Name	Description
sel4_ARM_Page	_service	Capability to the page being operated on.
sel4_ARM_IOSpace	iospace	TODO
sel4_CapRights_t	rights	TODO
sel4_Word	ioaddr	TODO

Return value: A return value of 0 indicates success. A non-zero value indicates that an error occurred. See Section 10.1 for a description of the message register and tag contents upon error.

Description: TODO

10.7.4.6 Map

```
static inline int seL4_ARM_Page_Map
```

Map a page into an address space.

Type	Name	Description
seL4_ARM_Page	_service	Capability to the page being operated on.
seL4_CPtr	vspace	Capability to the VSpace which will contain the mapping.
seL4_Word	vaddr	Virtual address to map the page into.
seL4_CapRights_t	rights	Rights for the mapping. Possible values for this type are given in Section 3.1.4 .
seL4_ARM_VMAttributes	attr	VM Attributes for the mapping. Possible values for this type are given in Chapter 7 .

Return value: A return value of 0 indicates success. A non-zero value indicates that an error occurred. See Section 10.1 for a description of the message register and tag contents upon error.

Description: Takes a VSpace capability, as an argument and installs a reference to the given Page in the lowest-level unmapped paging structure corresponding to the given address. If the required paging structures are not present this operation will fail, returning a seL4_FailedLookup error.

10.7.4.7 Remap

```
static inline int sel4_ARM_Page_Remap
```

Remap a page.

Type	Name	Description
sel4_ARM_Page	_service	Capability to the page being operated on.
sel4_CPtr	vspace	Capability to the VSpace which will contain the mapping.
sel4_CapRights_t	rights	Rights for the mapping. Possible values for this type are given in Section 3.1.4 .
sel4_ARM_VMAttributes	attr	VM Attributes for the mapping. Possible values for this type are given in Chapter 7 .

Return value: A return value of 0 indicates success. A non-zero value indicates that an error occurred. See Section 10.1 for a description of the message register and tag contents upon error.

Description: Changes the permissions of an existing mapping.

10.7.4.8 Unify Instruction

```
static inline int sel4_ARM_Page_Unify_Instruction
```

Unify Instruction Cache. Cleans data lines to point of unification, invalidate corresponding instruction lines to point of unification, then invalidates branch predictors. The start and end are relative to the page being serviced.

Type	Name	Description
sel4_ARM_Page	_service	Capability to the page being operated on.
sel4_Word	start_offset	The offset, relative to the start of the page inclusive.
sel4_Word	end_offset	The offset, relative to the start of the page exclusive.

Return value: A return value of 0 indicates success. A non-zero value indicates that an error occurred. See Section 10.1 for a description of the message register and tag contents upon error.

Description: See Chapter 7.

10.7.4.9 Unmap

```
static inline int seL4_ARM_Page_Unmap
```

Unmap a page.

Type	Name	Description
seL4_ARM_Page	_service	Capability to the page being operated on.

Return value: A return value of 0 indicates success. A non-zero value indicates that an error occurred. See Section 10.1 for a description of the message register and tag contents upon error.

Description: Removes an existing mapping.

10.7.5 seL4_ARM_PageTable

10.7.5.1 Map

```
static inline int seL4_ARM_PageTable_Map
```

Map a page table into an address space.

Type	Name	Description
seL4_ARM_PageTable	_service	Capability to the page table being operated on.
seL4_CPtr	vspace	Capability to the VSpace which will contain the mapping.
seL4_Word	vaddr	Virtual address to map the page into.
seL4_ARM_VMAttributes	attr	VM Attributes for the mapping. Possible values for this type are given in Chapter 7 .

Return value: A return value of 0 indicates success. A non-zero value indicates that an error occurred. See Section 10.1 for a description of the message register and tag contents upon error.

Description: Takes a VSpace capability as an argument, and installs a reference to the invoked PageTable in the VSpace according to the provided virtual address.

10.7.5.2 Unmap

```
static inline int seL4_ARM_PageTable_Unmap
```

Unmap a page table from its Page Directory and zero it out.

Type	Name	Description
seL4_ARM_PageTable	_service	Capability to the page table being operated on.

Return value: A return value of 0 indicates success. A non-zero value indicates that an error occurred. See Section 10.1 for a description of the message register and tag contents upon error.

Description: Removes the reference to the invoked Page Table from its containing Page Directory.

10.7.6 seL4_ARM_VCPU

10.7.6.1 Inject IRQ

```
static inline int seL4_ARM_VCPU_InjectIRQ
```

Inject an IRQ to a virtual CPU

Type	Name	Description
seL4_ARM_VCPU	_service	TODO
seL4_Uint16	virq	Virtual IRQ ID
seL4_Uint8	priority	Priority of the IRQ to be injected
seL4_Uint8	group	IRQ group
seL4_Uint8	index	IRQ index

Return value: A return value of 0 indicates success. A non-zero value indicates that an error occurred. See Section 10.1 for a description of the message register and tag contents upon error.

Description: TODO

10.7.6.2 Read Registers

```
static inline seL4_ARM_VCPU_ReadRegs_t seL4_ARM_VCPU_ReadRegs
```

Read a virtual CPU register

Type	Name	Description
seL4_ARM_VCPU	_service	TODO
seL4_Word	field	Register to read from a VCPU

Return value: TODO

Description: TODO

10.7.6.3 Set TCB

```
static inline int seL4_ARM_VCPU_SetTCB
```

Bind a TCB to a virtual CPU

Type	Name	Description
seL4_ARM_VCPU	_service	TODO
seL4_TCB	tcb	Capability to TCB to bind to a virtual CPU

Return value: A return value of 0 indicates success. A non-zero value indicates that an error occurred. See Section 10.1 for a description of the message register and tag contents upon error.

Description: There is a 1:1 relationship between a virtual CPU and a TCB. If either (or both) of them is associated with another one, they will be dissociated, and then associated to the ones called in this system calls.

10.7.6.4 Write Registers

```
static inline int sel4_ARM_VCPU_WriteRegs
```

Write a virtual CPU register

Type	Name	Description
sel4_ARM_VCPU	_service	TODO
sel4_Word	field	Register ID to write to a VCPU
sel4_Word	value	Value to be written to the VCPU register

Return value: A return value of 0 indicates success. A non-zero value indicates that an error occurred. See Section 10.1 for a description of the message register and tag contents upon error.

Description: TODO

10.7.7 sel4_IRQControl

10.7.7.1 GetTrigger

```
static inline int sel4_IRQControl_GetTrigger
```

Create an IRQ handler capability and specify the trigger method (edge or level).

Type	Name	Description
sel4_IRQControl	_service	An IRQControl capability. This gives you the authority to make this call.
sel4_Word	irq	The IRQ that you want this capability to handle.
sel4_Word	trigger	Indicates whether this IRQ is edge (1) or level (0) triggered.
sel4_CNode	root	CPTR to the CNode that forms the root of the destination CSpace. Must be at a depth equivalent to the wordsize.
sel4_Word	index	CPTR to the destination slot. Resolved from the root of the destination CSpace.
sel4_Uint8	depth	Number of bits of dest_index to resolve to find the destination slot.

Return value: A return value of 0 indicates success. A non-zero value indicates that an error occurred. See Section 10.1 for a description of the message register and tag contents upon error.

Description: See Section 8.1.

10.8 Aarch32-Specific Object Methods

10.8.1 seL4_ARM_PageDirectory

10.8.1.1 Clean Data

```
static inline int seL4_ARM_PageDirectory_Clean_Data
```

Clean cached pages within a page directory

Type	Name	Description
seL4_ARM_PageDirectory	_service	TODO
seL4_Word	start	Start address
seL4_Word	end	End address

Return value: A return value of 0 indicates success. A non-zero value indicates that an error occurred. See Section 10.1 for a description of the message register and tag contents upon error.

Description: See Chapter 7.

10.8.1.2 Clean and Invalidate Data

```
static inline int seL4_ARM_PageDirectory_CleanInvalidate_Data
```

Clean and invalidate cached pages within a page directory

Type	Name	Description
seL4_ARM_PageDirectory	_service	TODO
seL4_Word	start	Start address
seL4_Word	end	End address

Return value: A return value of 0 indicates success. A non-zero value indicates that an error occurred. See Section 10.1 for a description of the message register and tag contents upon error.

Description: See Chapter 7.

10.8.1.3 Invalidate Data

```
static inline int sel4_ARM_PageDirectory_Invalidate_Data
```

Invalidate cached pages within a page directory

Type	Name	Description
sel4_ARM_PageDirectory	_service	TODO
sel4_Word	start	Start address
sel4_Word	end	End address

Return value: A return value of 0 indicates success. A non-zero value indicates that an error occurred. See Section 10.1 for a description of the message register and tag contents upon error.

Description: See Chapter 7.

10.8.1.4 Unify Instruction

```
static inline int sel4_ARM_PageDirectory_Unify_Instruction
```

Clean and invalidate cached instruction pages to point of unification

Type	Name	Description
sel4_ARM_PageDirectory	_service	TODO
sel4_Word	start	Start address
sel4_Word	end	End address

Return value: A return value of 0 indicates success. A non-zero value indicates that an error occurred. See Section 10.1 for a description of the message register and tag contents upon error.

Description: See Chapter 7.

10.9 Aarch64-Specific Object Methods

10.9.1 seL4_ARM_PageDirectory

10.9.1.1 Map

```
static inline int seL4_ARM_PageDirectory_Map
```

Map a page directory

Type	Name	Description
seL4_ARM_PageDirectory	_service	TODO
seL4_CPtr	pu	Upper page directory
seL4_Word	vaddr	Virtual address
seL4_ARM_VMAttributes	attr	Memory attributes

Return value: A return value of 0 indicates success. A non-zero value indicates that an error occurred. See Section 10.1 for a description of the message register and tag contents upon error.

Description: Map a page directory (level 2) to an upper page directory (level 1)

10.9.1.2 Unmap

```
static inline int seL4_ARM_PageDirectory_Unmap
```

Unmap a page directory

Type	Name	Description
seL4_ARM_PageDirectory	_service	TODO

Return value: A return value of 0 indicates success. A non-zero value indicates that an error occurred. See Section 10.1 for a description of the message register and tag contents upon error.

Description: Unmap a page directory (level 2) from an upper page directory (level 1)

10.9.2 seL4_ARM_PageGlobalDirectory

10.9.2.1 Clean Data

```
static inline int seL4_ARM_PageGlobalDirectory_Clean_Data
```

Clean cached pages within a global page directory

Type	Name	Description
seL4_ARM_PageGlobalDirectory	_service	TODO
seL4_Word	start	Start address
seL4_Word	end	End address

Return value: A return value of 0 indicates success. A non-zero value indicates that an error occurred. See Section 10.1 for a description of the message register and tag contents upon error.

Description: See Chapter 7.

10.9.2.2 Clean and Invalidate Data

```
static inline int seL4_ARM_PageGlobalDirectory_CleanInvalidate_Data
```

Clean and invalidate cached pages within a global page directory

Type	Name	Description
seL4_ARM_PageGlobalDirectory	_service	TODO
seL4_Word	start	Start address
seL4_Word	end	End address

Return value: A return value of 0 indicates success. A non-zero value indicates that an error occurred. See Section 10.1 for a description of the message register and tag contents upon error.

Description: See Chapter 7.

10.9.2.3 Invalidate Data

```
static inline int seL4_ARM_PageGlobalDirectory_Invalidate_Data
```

Invalidate cached pages within a global page directory

Type	Name	Description
seL4_ARM_PageGlobalDirectory	_service	TODO
seL4_Word	start	Start address
seL4_Word	end	End address

Return value: A return value of 0 indicates success. A non-zero value indicates that an error occurred. See Section 10.1 for a description of the message register and tag contents upon error.

Description: See Chapter 7.

10.9.2.4 Unify Instruction

```
static inline int seL4_ARM_PageGlobalDirectory_Unify_Instruction
```

Clean and invalidate cached instruction pages to point of unification

Type	Name	Description
seL4_ARM_PageGlobalDirectory	_service	TODO
seL4_Word	start	TODO
seL4_Word	end	TODO

Return value: A return value of 0 indicates success. A non-zero value indicates that an error occurred. See Section 10.1 for a description of the message register and tag contents upon error.

Description: See Chapter 7.

10.9.3 seL4_ARM_PageUpperDirectory

10.9.3.1 Map

```
static inline int seL4_ARM_PageUpperDirectory_Map
```

Map an upper page directory

Type	Name	Description
seL4_ARM_PageUpperDirectory	_service	TODO
seL4_CPtr	pgd	Global page directory
seL4_Word	vaddr	Virtual address
seL4_ARM_VMAttributes	attr	Memory attributes

Return value: A return value of 0 indicates success. A non-zero value indicates that an error occurred. See Section 10.1 for a description of the message register and tag contents upon error.

Description: Map an upper page directory (level 1) to a global page directory (level 0)

10.9.3.2 Unmap

```
static inline int seL4_ARM_PageUpperDirectory_Unmap
```

TODO

Type	Name	Description
seL4_ARM_PageUpperDirectory	_service	TODO

Return value: A return value of 0 indicates success. A non-zero value indicates that an error occurred. See Section 10.1 for a description of the message register and tag contents upon error.

Description: TODO

10.10 RISC-V-Specific Object Methods

10.10.1 General RISC-V Object Methods

10.10.2 seL4_RISC_V_ASIDControl

10.10.2.1 MakePool

```
static inline int seL4_RISC_V_ASIDControl_MakePool
```

Create an ASID Pool.

Type	Name	Description
seL4_RISC_V_ASIDControl	_service	The master ASIDControl capability to invoke.
seL4_Untyped	untyped	Capability to an untyped memory object that will become the pool. Must be 4K bytes.
seL4_CNode	root	CPTR to the CNode that forms the root of the destination CSpace. Must be at a depth of 32.
seL4_Word	index	CPTR to the CNode that forms the root of the destination CSpace. Must be at a depth of 32.
seL4_Uint8	depth	Number of bits of index to resolve to find the destination slot.

Return value: A return value of 0 indicates success. A non-zero value indicates that an error occurred. See Section 10.1 for a description of the message register and tag contents upon error.

Description: Together with a capability to **Untyped Memory**, which is passed as an argument, create an **ASID Pool**. The untyped capability must represent a 4K memory object. This will create an ASID pool with enough space for 1024 VSpaces.

10.10.3 seL4_RISCV_ASIDPool

10.10.3.1 Assign

```
static inline int seL4_RISCV_ASIDPool_Assign
```

Assign an ASID Pool.

Type	Name	Description
seL4_RISCV_ASIDPool	_service	The ASID Pool capability to invoke, which must be to an ASID pool that is not full.
seL4_CPtr	vspace	The top-level PageTable that is being assigned to an ASID pool. Must not already be assigned to an ASID pool.

Return value: A return value of 0 indicates success. A non-zero value indicates that an error occurred. See Section 10.1 for a description of the message register and tag contents upon error.

Description: Assigns an ASID to the VSpace passed in as an argument.

10.10.4 seL4_RISCV_Page

10.10.4.1 GetAddress

```
static inline seL4_RISCV_Page_GetAddress_t seL4_RISCV_Page_GetAddress
```

Get the physical address of a page.

Type	Name	Description
seL4_RISCV_Page	_service	Capability to the page to invoke.

Return value: A seL4_RISCV_Page_GetAddress_t struct that contains a seL4_Word paddr, which holds the physical address of the page, and int error. See Section 10.1 for a description of the message register and tag contents upon error.

Description: See Chapter 7.

10.10.4.2 Map

```
static inline int seL4_RISCV_Page_Map
```

Map a page into a page table.

Type	Name	Description
seL4_RISCV_Page	_service	Capability to the page to invoke.
seL4_RISCV_PageTable	vspace	VSpace to map the page into.
seL4_Word	vaddr	Virtual address at which to map the page.
seL4_CapRights_t	rights	Rights for the mapping. Possible values for this type are given in Section 3.1.4.
seL4_RISCV_VMAttributes	attr	VM Attributes for the mapping. Possible values for this type are given in Chapter 7.

Return value: A return value of 0 indicates success. A non-zero value indicates that an error occurred. See Section 10.1 for a description of the message register and tag contents upon error.

Description: Takes a VSpace, or top-level Page Table, capability as an argument and installs a reference to the given Page in the page table slot corresponding to the given address. If the required paging structures are not present this operation will fail, returning a seL4_FailedLookup error.

10.10.4.3 Remap

```
static inline int sel4_RISCV_Page_Remap
```

Remap a page.

Type	Name	Description
sel4_RISCV_Page	_service	Capability to the page to invoke.
sel4_RISCV_PageTable	vspace	VSpace to remap the page into.
sel4_CapRights_t	rights	Rights for the mapping. Possible values for this type are given in Section 3.1.4.
sel4_RISCV_VMAttributes	attr	VM Attributes for the mapping. Possible values for this type are given in Chapter 7.

Return value: A return value of 0 indicates success. A non-zero value indicates that an error occurred. See Section 10.1 for a description of the message register and tag contents upon error.

Description: Changes the permissions of an existing mapping.

10.10.4.4 Unmap

```
static inline int sel4_RISCV_Page_Unmap
```

Unmap a page.

Type	Name	Description
sel4_RISCV_Page	_service	Capability to the page to invoke.

Return value: A return value of 0 indicates success. A non-zero value indicates that an error occurred. See Section 10.1 for a description of the message register and tag contents upon error.

Description: Removes an existing mapping.

10.10.5 seL4_RISCV_PageTable

10.10.5.1 Map

```
static inline int seL4_RISCV_PageTable_Map
```

Map a page table at a specific virtual address.

Type	Name	Description
seL4_RISCV_PageTable	_service	Capability to the page table to invoke.
seL4_RISCV_PageTable	vspace	VSpace to map the lower-level page table into.
seL4_Word	vaddr	Virtual address at which to map the page table.
seL4_RISCV_VMAttributes	attr	VM Attributes for the mapping. Possible values for this type are given in Chapter 7.

Return value: A return value of 0 indicates success. A non-zero value indicates that an error occurred. See Section 10.1 for a description of the message register and tag contents upon error.

Description: Starting from the VSpace, map the page table object at any unpopulated level for the provided virtual address. If all paging structures and mappings are present for this virtual address, return an seL4_DeleteFirst error.

10.10.5.2 Unmap

```
static inline int seL4_RISCV_PageTable_Unmap
```

Unmap a page table.

Type	Name	Description
seL4_RISCV_PageTable	_service	Capability to the page table to invoke.

Return value: A return value of 0 indicates success. A non-zero value indicates that an error occurred. See Section 10.1 for a description of the message register and tag contents upon error.

Description: See Chapter 7

Bibliography

- [Boy09] Andrew Boyton. A verified shared capability model. In Gerwin Klein, Ralf Huuck, and Bastian Schlich, editors, *Proceedings of the 4th Workshop on Systems Software Verification*, volume 254 of *Electronic Notes in Computer Science*, pages 25–44, Aachen, Germany, October 2009. Elsevier.
- [BSC⁺11] Bernard Blackham, Yao Shi, Sudipta Chattopadhyay, Abhik Roychoudhury, and Gernot Heiser. Timing analysis of a protected operating system kernel. In *IEEE Real-Time Systems Symposium*, pages 339–348, Vienna, Austria, November 2011.
- [BSH12] Bernard Blackham, Yao Shi, and Gernot Heiser. Improving interrupt response time in a verifiable protected microkernel. In *EuroSys*, pages 323–336, Bern, Switzerland, April 2012.
- [CKS08] David Cock, Gerwin Klein, and Thomas Sewell. Secure microkernels, state monads and scalable refinement. In Otmane Ait Mohamed, César Muñoz, and Sofiène Tahar, editors, *Proceedings of the 21st International Conference on Theorem Proving in Higher Order Logics*, volume 5170 of *Lecture Notes in Computer Science*, pages 167–182, Montreal, Canada, August 2008. Springer-Verlag.
- [DEK⁺06] Philip Derrin, Kevin Elphinstone, Gerwin Klein, David Cock, and Manuel M. T. Chakravarty. Running the manual: An approach to high-assurance microkernel development. In *Proceedings of the ACM SIGPLAN Haskell Workshop*, Portland, OR, USA, September 2006.
- [EKE08] Dhammika Elkaduwe, Gerwin Klein, and Kevin Elphinstone. Verified protection model of the seL4 microkernel. In Jim Woodcock and Natarajan Shankar, editors, *Proceedings of Verified Software: Theories, Tools and Experiments 2008*, volume 5295 of *Lecture Notes in Computer Science*, pages 99–114, Toronto, Canada, October 2008. Springer-Verlag.
- [Int11] Intel Corporation. *Intel Virtualization Technology for Directed I/O — Architecture Specification*, February 2011. [http://download.intel.com/technology/computing/vptech/Intel\(r\)_VT_for_Direct_IO.pdf](http://download.intel.com/technology/computing/vptech/Intel(r)_VT_for_Direct_IO.pdf).
- [KEH⁺09] Gerwin Klein, Kevin Elphinstone, Gernot Heiser, June Andronick, David Cock, Philip Derrin, Dhammika Elkaduwe, Kai Engelhardt, Rafal Kolanski, Michael Norrish, Thomas Sewell, Harvey Tuch, and Simon Winwood. seL4: Formal verification of an OS kernel. In *Proceedings of the 22nd ACM*

- Symposium on Operating Systems Principles*, pages 207–220, Big Sky, MT, USA, October 2009. ACM.
- [MMB⁺13] Toby Murray, Daniel Matichuk, Matthew Brassil, Peter Gammie, Timothy Bourke, Sean Seefried, Corey Lewis, Xin Gao, and Gerwin Klein. seL4: from general purpose to a proof of information flow enforcement. In *IEEE Symposium on Security & Privacy*, pages 415–429, San Francisco, CA, May 2013.
- [Pal09] Ameya Palande. Capability-based secure DMA in seL4. Masters thesis, Vrije Universiteit, Amsterdam, January 2009.
- [SA99] Tom Shanley and Don Anderson. *PCI System Architecture*. Mindshare, Inc., 1999.
- [SWG⁺11] Thomas Sewell, Simon Winwood, Peter Gammie, Toby Murray, June Andronick, and Gerwin Klein. seL4 enforces integrity. In Marko van Eekelen, Herman Geuvers, Julien Schmaltz, and Freek Wiedijk, editor, *Interactive Theorem Proving (ITP)*, pages 325–340, Nijmegen, The Netherlands, August 2011.
- [TKN07] Harvey Tuch, Gerwin Klein, and Michael Norrish. Types, bytes, and separation logic. In Martin Hofmann and Matthias Felleisen, editors, *Proceedings of the 34th ACM SIGPLAN-SIGACT Symposium on Principles of Programming Languages*, pages 97–108, Nice, France, January 2007. ACM.
- [WKS⁺09] Simon Winwood, Gerwin Klein, Thomas Sewell, June Andronick, David Cock, and Michael Norrish. Mind the gap: A verification framework for low-level C. In Stefan Berghofer, Tobias Nipkow, Christian Urban, and Makarius Wenzel, editors, *Proceedings of the 22nd International Conference on Theorem Proving in Higher Order Logics*, volume 5674 of *Lecture Notes in Computer Science*, pages 500–515, Munich, Germany, August 2009. Springer-Verlag.