

# COMP9444

## Neural Networks and Deep Learning

### 3. Backpropagation

Textbook, Sections 4.3, 5.2, 6.5.2

## Outline

- Supervised Learning
- Ockham's Razor (5.2)
- Multi-Layer Networks
- Gradient Descent (4.3, 6.5.2)

## Types of Learning

- Supervised Learning
  - ▶ agent is presented with examples of inputs and their target outputs
- Reinforcement Learning
  - ▶ agent is not presented with target outputs, but is given a reward signal, which it aims to maximize
- Unsupervised Learning
  - ▶ agent is only presented with the inputs themselves, and aims to find structure in these inputs

## Supervised Learning

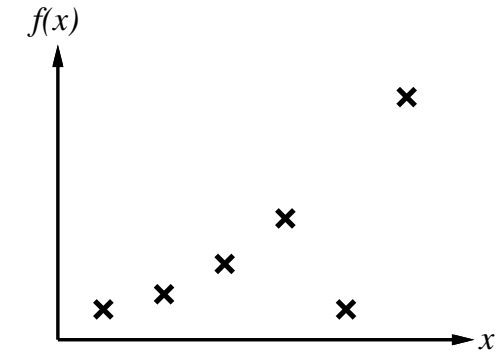
- we have a **training set** and a **test set**, each consisting of a set of items; for each item, a number of input attributes and a target value are specified.
- the aim is to predict the target value, based on the input attributes.
- agent is presented with the input and target output for each item in the training set; it must then predict the output for each item in the test set
- various learning paradigms are available:
  - ▶ Neural Network
  - ▶ Decision Tree
  - ▶ Support Vector Machine, etc.

## Supervised Learning – Issues

- framework (decision tree, neural network, SVM, etc.)
- representation (of inputs and outputs)
- pre-processing / post-processing
- training method (perceptron learning, backpropagation, etc.)
- generalization (avoid over-fitting)
- evaluation (separate training and testing sets)

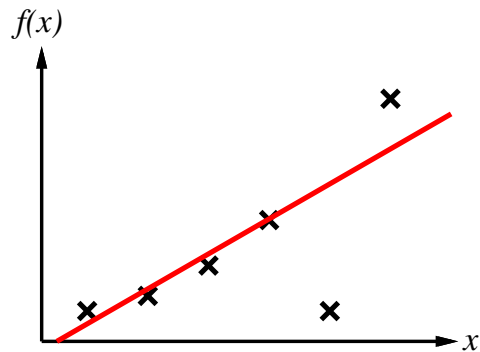
## Curve Fitting

Which curve gives the “best fit” to these data?



## Curve Fitting

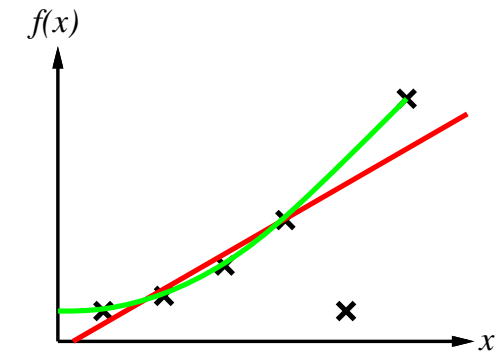
Which curve gives the “best fit” to these data?



straight line?

## Curve Fitting

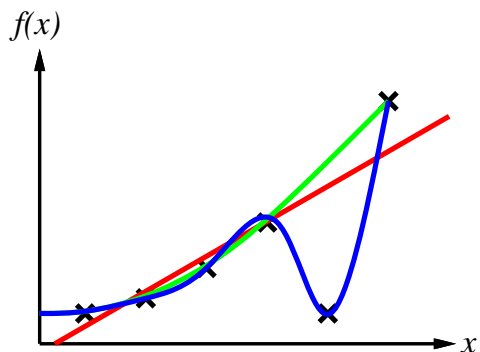
Which curve gives the “best fit” to these data?



parabola?

## Curve Fitting

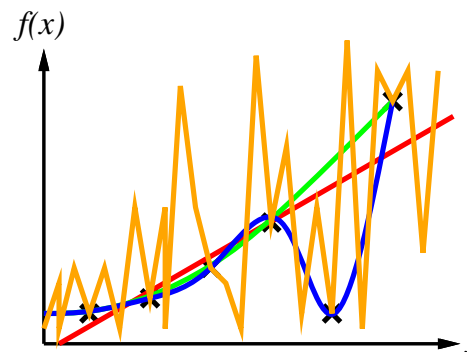
Which curve gives the “best fit” to these data?



4th order polynomial?

## Curve Fitting

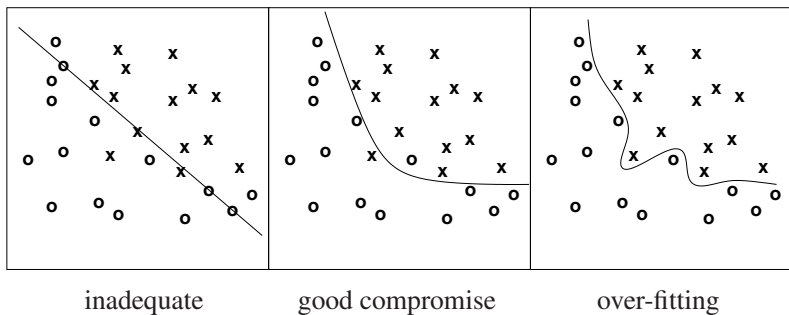
Which curve gives the “best fit” to these data?



Something else?

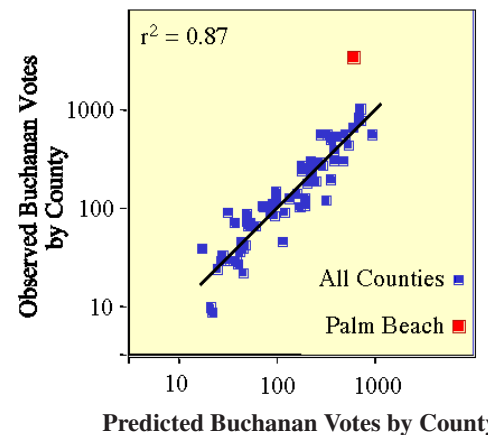
## Ockham’s Razor

“The most likely hypothesis is the **simplest** one consistent with the data.”




Since there can be **noise** in the measurements, in practice need to make a tradeoff between simplicity of the hypothesis and how well it fits the data.

## Outliers



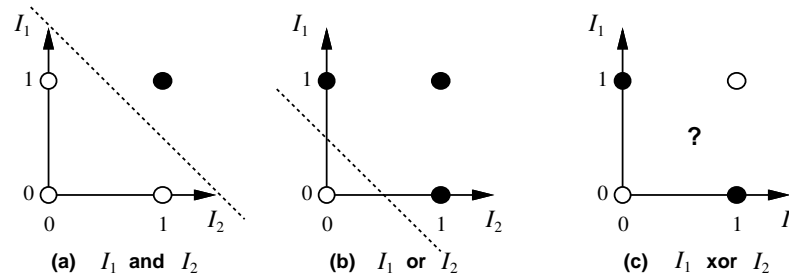
[faculty.washington.edu/mtbrett]

# Butterfly Ballot



# Recall: Limitations of Perceptrons

Problem: many useful functions are not linearly separable (e.g. XOR)

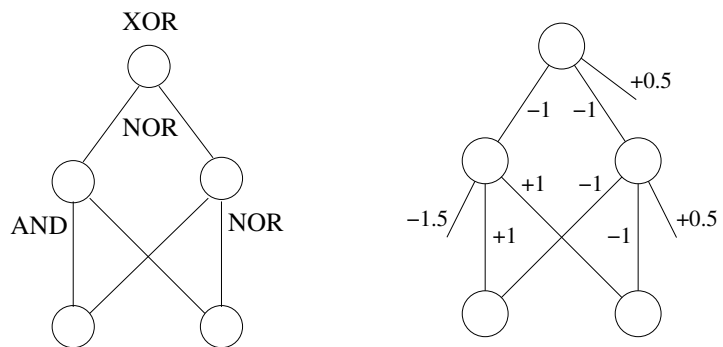


Possible solution:

$x_1$  XOR  $x_2$  can be written as:  $(x_1$  AND  $x_2)$  NOR  $(x_1$  NOR  $x_2)$

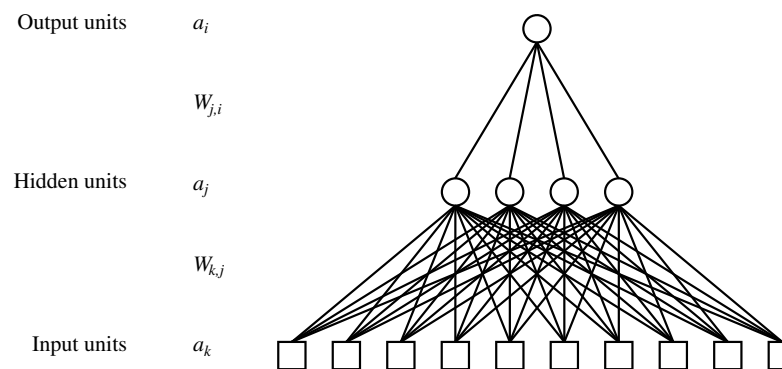
Recall that AND, OR and NOR can be implemented by perceptrons.

# Multi-Layer Neural Networks



Problem: How can we train it to learn a new function? (credit assignment)

# Two-Layer Neural Network



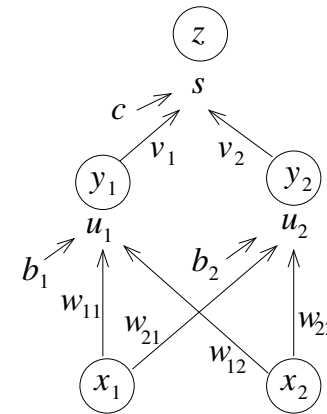
Normally, the numbers of input and output units are fixed, but we can choose the number of hidden units.

## The XOR Problem

$x_1$	$x_2$	target
0	0	0
0	1	1
1	0	1
1	1	0

- for this toy problem, there is only a training set; there is no validation or test set, so we don't worry about overfitting
- the XOR data cannot be learned with a perceptron, but can be achieved using a 2-layer network with two hidden units

## Neural Network Equations



$$u_1 = b_1 + w_{11}x_1 + w_{12}x_2$$

$$y_1 = g(u_1)$$

$$s = c + v_1y_1 + v_2y_2$$

$$z = g(s)$$

$$E = \frac{1}{2} \sum (z - t)^2$$

We sometimes use  $w$  as a shorthand for any of the trainable weights  $\{c, v_1, v_2, b_1, b_2, w_{11}, w_{21}, w_{12}, w_{22}\}$ .

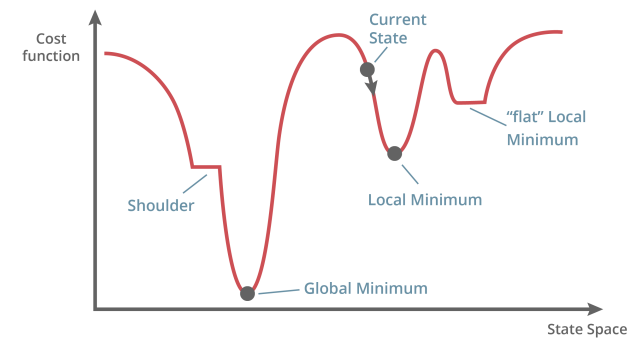
## NN Training as Cost Minimization

We define an **error function**  $E$  to be (half) the sum over all input patterns of the square of the difference between actual output and desired output

$$E = \frac{1}{2} \sum (z - t)^2$$

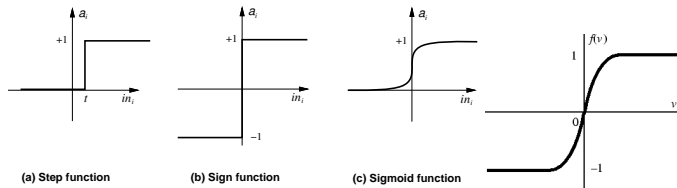
If we think of  $E$  as height, it defines an error **landscape** on the weight space. The aim is to find a set of weights for which  $E$  is very low.

## Local Search in Weight Space



Problem: because of the step function, the landscape will not be smooth but will instead consist almost entirely of flat local regions and "shoulders", with occasional discontinuous jumps.

## Key Idea



Replace the (discontinuous) step function with a differentiable function, such as the sigmoid:

$$g(s) = \frac{1}{1 + e^{-s}}$$

or hyperbolic tangent

$$g(s) = \tanh(s) = \frac{e^s - e^{-s}}{e^s + e^{-s}} = 2\left(\frac{1}{1 + e^{-2s}}\right) - 1$$

## Gradient Descent (4.3)

Recall that the **error function**  $E$  is (half) the sum over all input patterns of the square of the difference between actual output and desired output

$$E = \frac{1}{2} \sum (z - t)^2$$

The aim is to find a set of weights for which  $E$  is very low.

If the functions involved are smooth, we can use multi-variable calculus to adjust the weights in such a way as to take us in the steepest downhill direction.

$$w \leftarrow w - \eta \frac{\partial E}{\partial w}$$

Parameter  $\eta$  is called the **learning rate**.

## Chain Rule (6.5.2)

If, say

$$y = y(u)$$

$$u = u(x)$$

Then

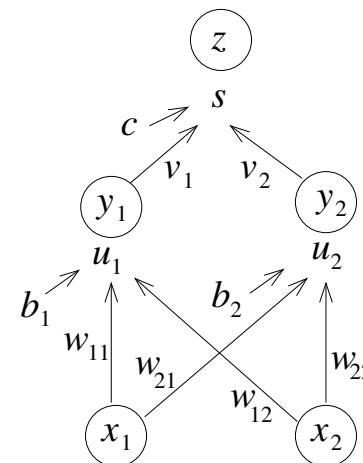
$$\frac{\partial y}{\partial x} = \frac{\partial y}{\partial u} \frac{\partial u}{\partial x}$$

This principle can be used to compute the partial derivatives in an efficient and localized manner. Note that the transfer function must be differentiable (usually sigmoid, or tanh).

$$\text{Note: if } z(s) = \frac{1}{1 + e^{-s}}, \quad z'(s) = z(1 - z).$$

$$\text{if } z(s) = \tanh(s), \quad z'(s) = 1 - z^2.$$

## Forward Pass



$$u_1 = b_1 + w_{11}x_1 + w_{12}x_2$$

$$y_1 = g(u_1)$$

$$s = c + v_1y_1 + v_2y_2$$

$$z = g(s)$$

$$E = \frac{1}{2} \sum (z - t)^2$$

## Backpropagation

### Partial Derivatives

$$\frac{\partial E}{\partial z} = z - t$$

$$\frac{dz}{ds} = g'(s) = z(1 - z)$$

$$\frac{\partial s}{\partial y_1} = v_1$$

$$\frac{dy_1}{du_1} = y_1(1 - y_1)$$

### Useful notation

$$\delta_{\text{out}} = \frac{\partial E}{\partial s} \quad \delta_1 = \frac{\partial E}{\partial u_1} \quad \delta_2 = \frac{\partial E}{\partial u_2}$$

Then

$$\delta_{\text{out}} = (z - t) z (1 - z)$$

$$\frac{\partial E}{\partial v_1} = \delta_{\text{out}} y_1$$

$$\delta_1 = \delta_{\text{out}} v_1 y_1 (1 - y_1)$$

$$\frac{\partial E}{\partial w_{11}} = \delta_1 x_1$$

Partial derivatives can be calculated efficiently by backpropagating deltas through the network.

## Two-Layer NN's – Applications

- Medical Dignosis
- Autonomous Driving
- Game Playing
- Credit Card Fraud Detection
- Handwriting Recognition
- Financial Prediction

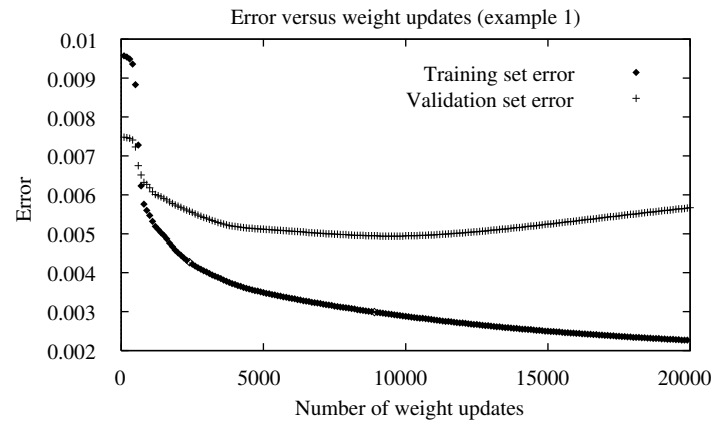
## Example: Pima Indians Diabetes Dataset

Attribute	mean	stdv
1. Number of times pregnant	3.8	3.4
2. Plasma glucose concentration	120.9	32.0
3. Diastolic blood pressure (mm Hg)	69.1	19.4
4. Triceps skin fold thickness (mm)	20.5	16.0
5. 2-Hour serum insulin (mu U/ml)	79.8	115.2
6. Body mass index (weight in kg/(height in m) <sup>2</sup> )	32.0	7.9
7. Diabetes pedigree function	0.5	0.3
8. Age (years)	33.2	11.8
9. Class variable (0 or 1)		

## Training Tips

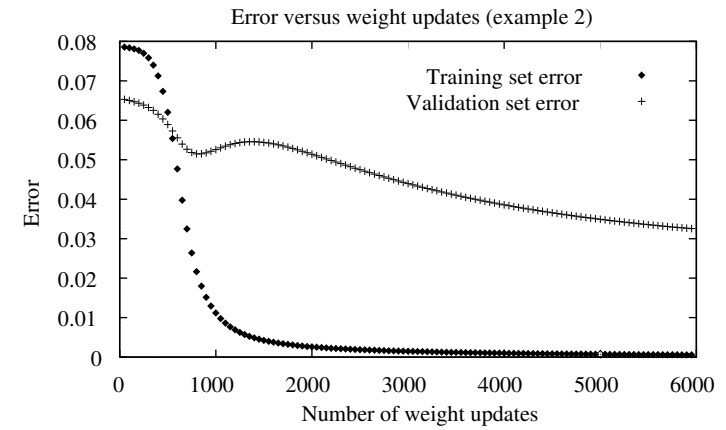
- re-scale inputs and outputs to be in the range 0 to 1 or -1 to 1
- replace missing values with mean value for that attribute
- initialize weights to very small random values
- on-line or batch learning
- three different ways to prevent overfitting:
  - ▶ limit the number of hidden nodes or connections
  - ▶ limit the training time, using a validation set
  - ▶ weight decay
- adjust learning rate (and momentum) to suit the particular task

## Overfitting in Neural Networks



Note: x-axis could also be number of hidden nodes or connections

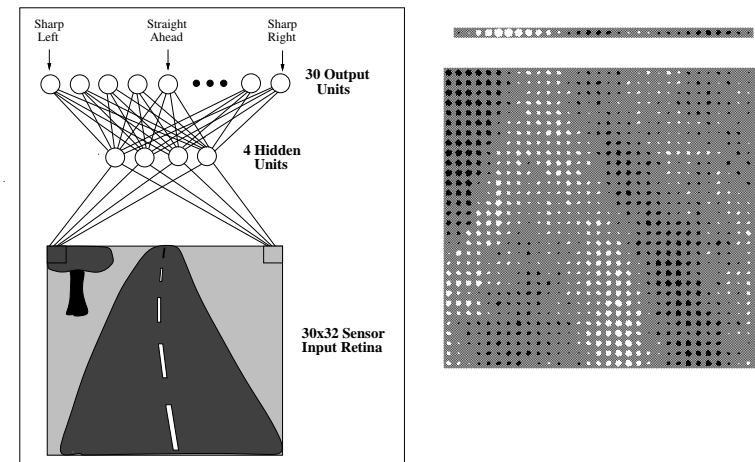
## Overfitting in Neural Networks



## ALVINN (Pomerleau 1991, 1993)



## ALVINN





## ALVINN

---

- Autonomous Land Vehicle In a Neural Network
- later version included a sonar range finder
  - ▶  $8 \times 32$  range finder input retina
  - ▶ 29 hidden units
  - ▶ 45 output units
- Supervised Learning, from human actions (Behavioral Cloning)
  - ▶ additional “transformed” training items to cover emergency situations
- drove autonomously from coast to coast

## Summary

---

- Neural networks are biologically inspired
- Multi-layer neural networks can learn non linearly separable functions
- Backpropagation is effective and widely used